



**BRYAN FIRE  
DEPARTMENT**  
CITY OF BRYAN


**State of the Department**



**B** BRYAN FIRE  
DEPARTMENT  
CITY OF BRYAN

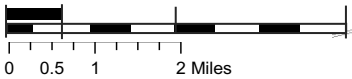
# Current Landscape

Understanding Our Service Demands

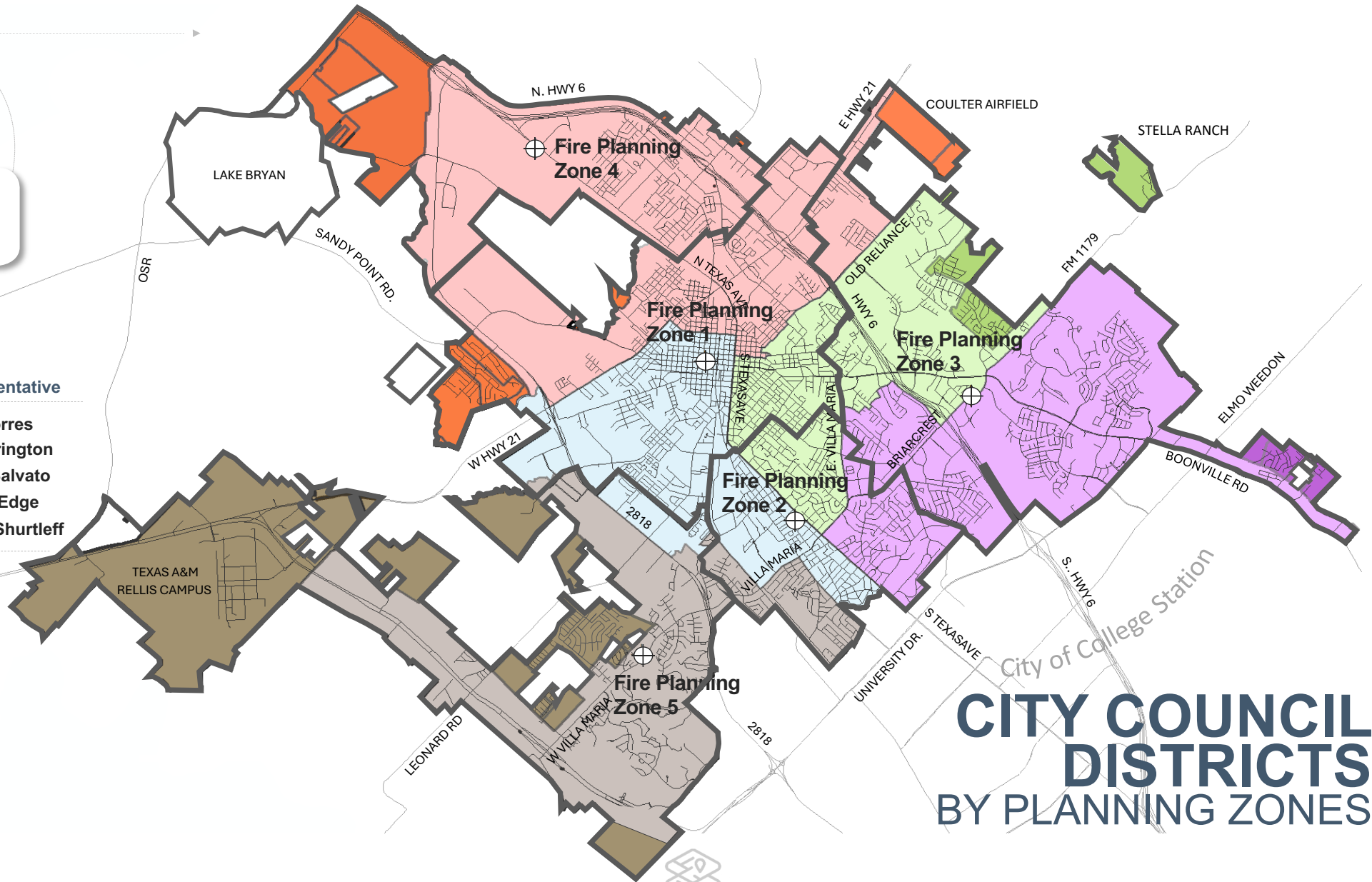


### City Council Districts by Fire Planning Zone

District	Representative
Council District 1	- Paul Torres
Council District 2	- Ray Arrington
Council District 3	- Jared Salvato
Council District 4	- James Edge
Council District 5	- Marca Shurtleff



GIS Map Created by:  
Planning Accreditation Manager  
Lt. Andrew S. Davis  
04/30/2025



# CITY COUNCIL DISTRICTS BY PLANNING ZONES

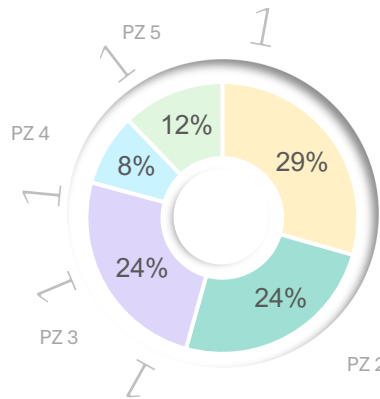


# BRYAN POPULATION BY FIRE PLANNING ZONES

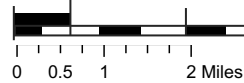
## Population by Fire Planning Zone

2020 Bryan Census 83,978

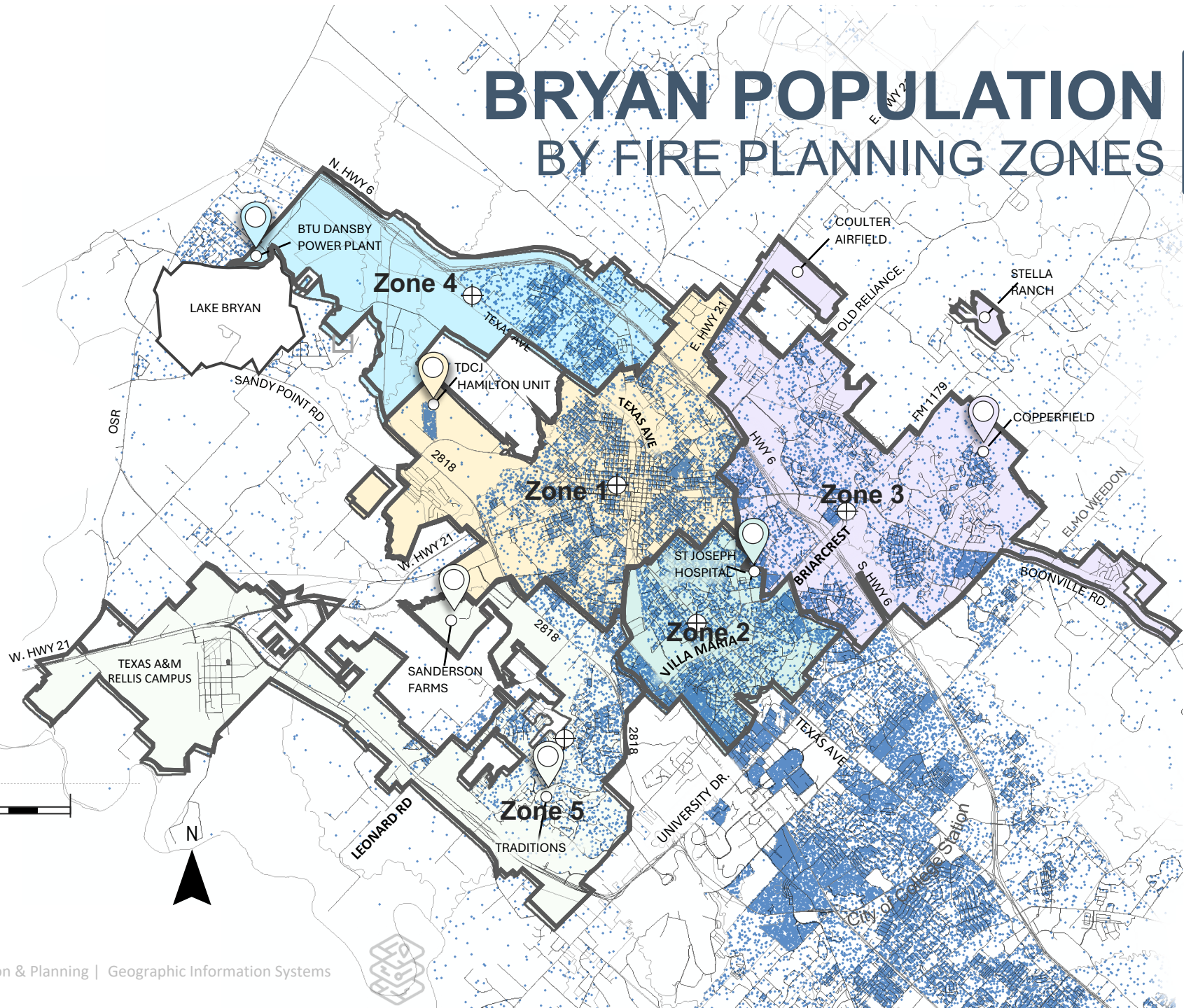
Fire Planning Zone	Pop #	Pop Density
Zone 1	24,684	2,109 Sq Mi
Zone 2	20,931	3,737 Sq Mi
Zone 3	20,923	1,538 Sq Mi
Zone 5	10,244	701 Sq Mi
Zone 4	7,196	888 Sq Mi
Population Dot = 4		






Population Percentages by Planning Zone

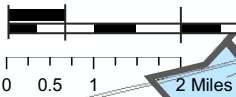


GIS Map Created by:  
Planning Accreditation Manager  
Lt. Andrew S. Davis  
04/30/2025



## Urban & Rural Areas by Fire Planning Zone

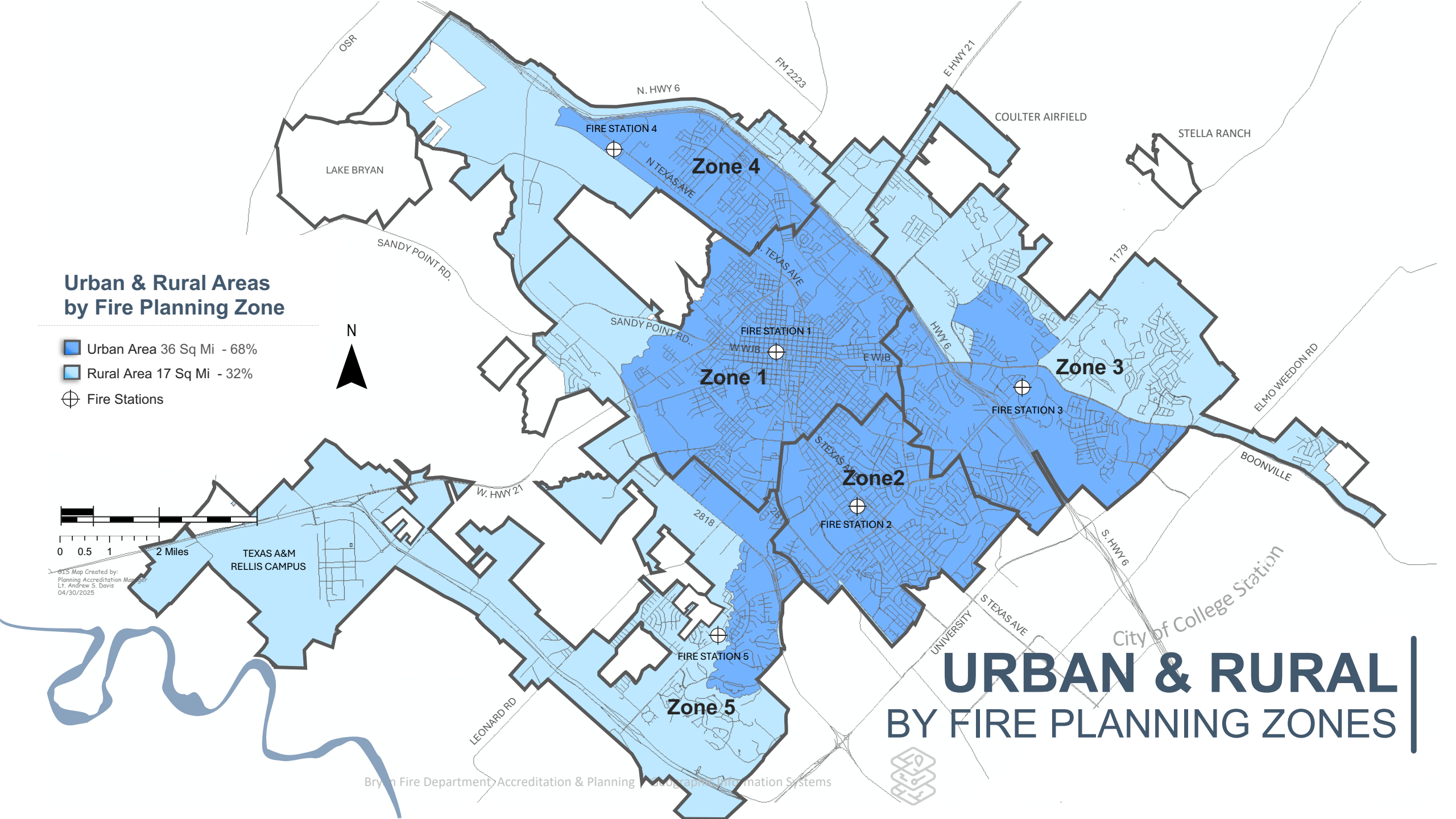
-  Urban Area 36 Sq Mi - 68%
-  Rural Area 17 Sq Mi - 32%
-  Fire Stations



GIS Map Created by:  
Planning Accreditation Manager  
Lt. Andrew S. Davis  
04/30/2025

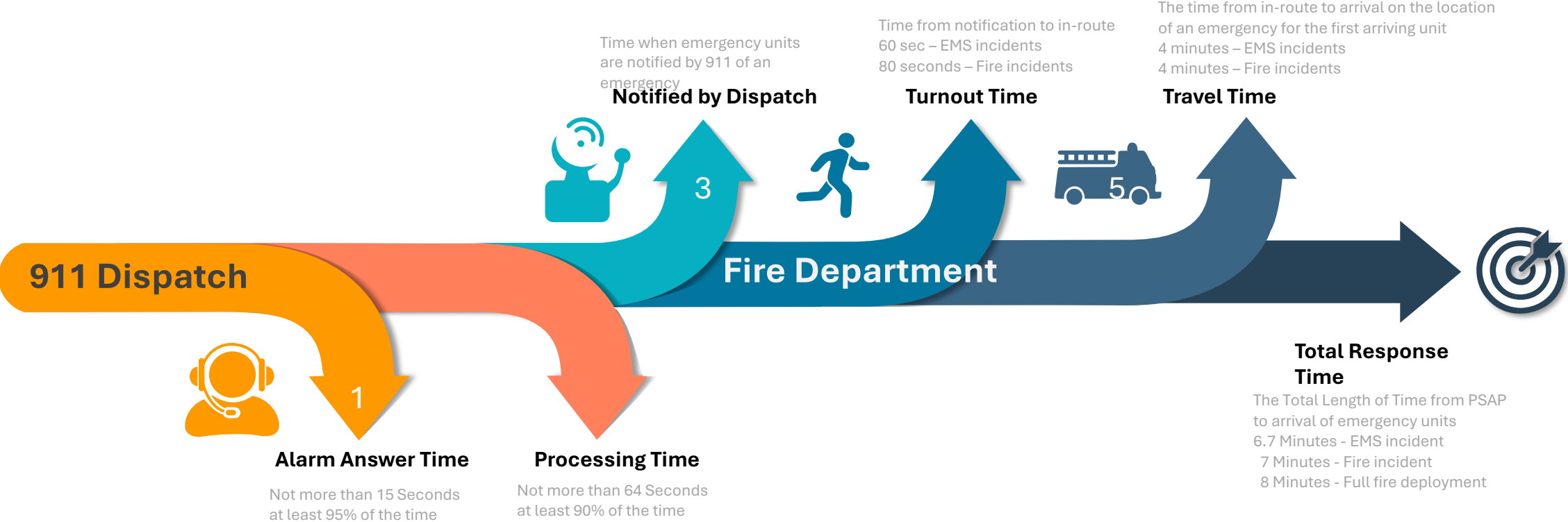

TEXAS A&M  
RELLIS CAMPUS

# URBAN & RURAL BY FIRE PLANNING ZONES



# NFPA 1710

## Response Time Objectives



# 1<sup>ST</sup> UNIT TRAVEL TIMES

## TRAVEL TIME SUMMARY

Service Area Analysis  
Fire Planning Zones

4 - 10 Min Travel Time



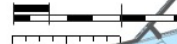
Bryan Fire Department Accreditation & Planning | Geographic Information Systems

1<sup>st</sup> Unit  
4-minute Travel  
Times in Green

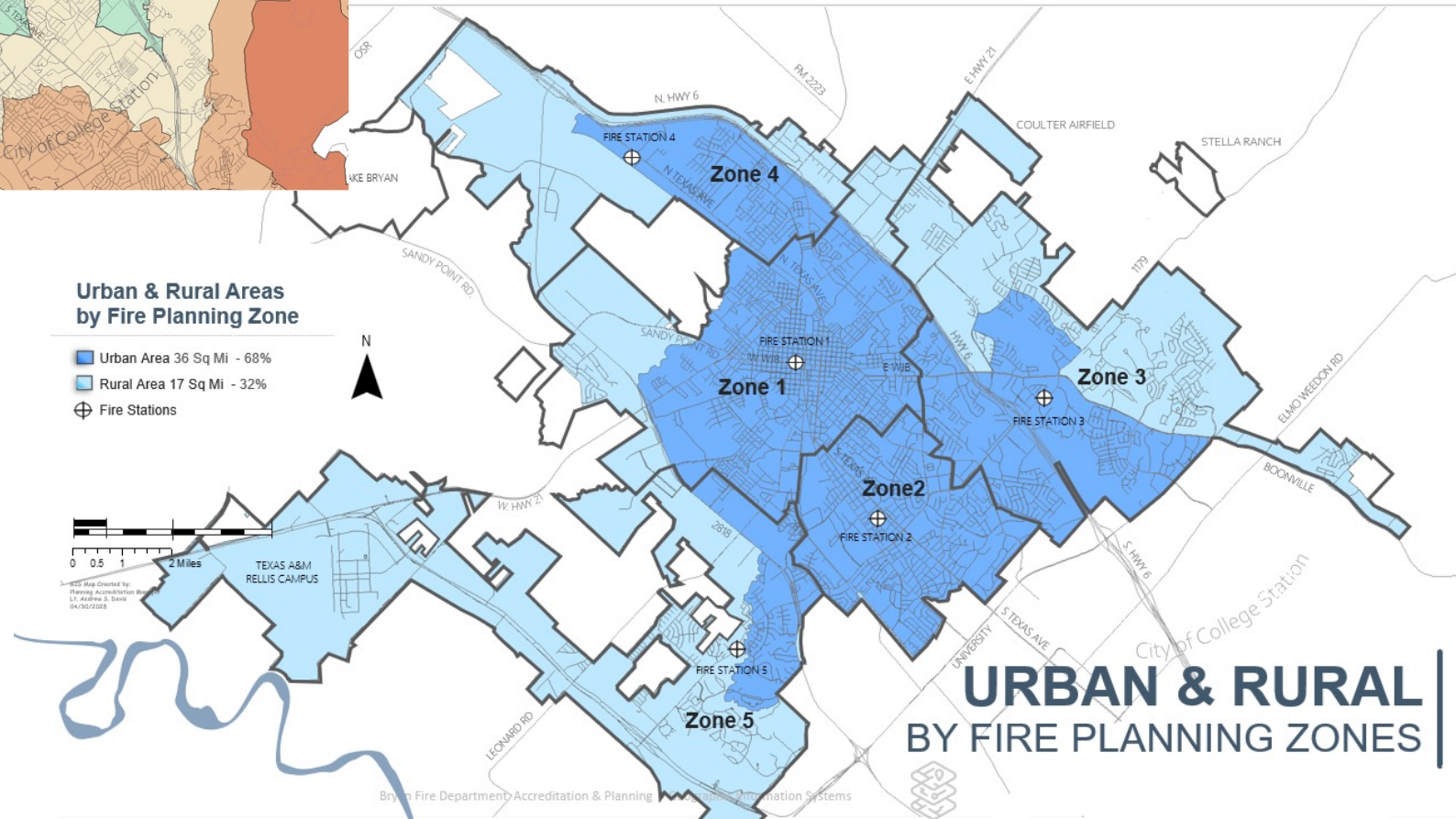
Compare Urban  
and Rural Areas  
of Bryan to Travel  
Times

## Urban & Rural Areas by Fire Planning Zone

- Urban Area 36 Sq Mi - 68%
- Rural Area 17 Sq Mi - 32%
- ⊕ Fire Stations



Map Created by:  
Planning Accreditation & Planning  
L. J. Andrew S. Davis  
04/20/2023

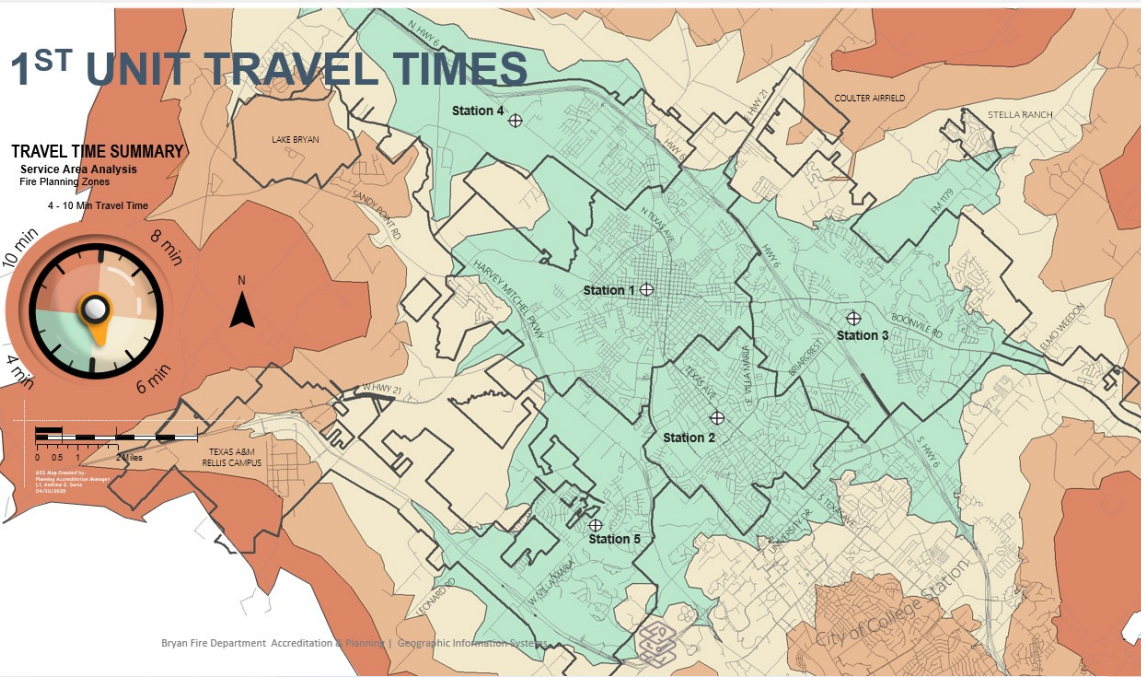


# URBAN & RURAL BY FIRE PLANNING ZONES

Bryan Fire Department Accreditation & Planning | Geographic Information Systems

# 1ST UNIT TRAVEL TIMES

## TRAVEL TIME SUMMARY



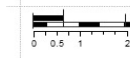
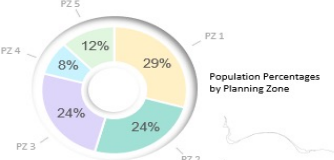
# BRYAN POPULATION BY FIRE PLANNING ZONES

## Population by Fire Planning Zone

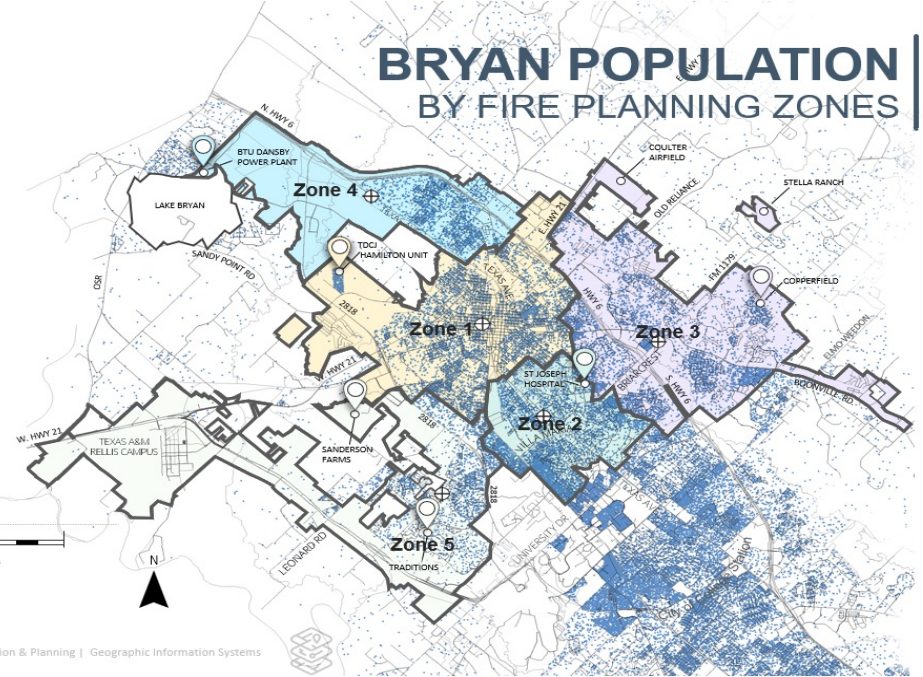
2020 Bryan Census 83,978

Fire Planning Zone	Pop #	Pop Density
Zone 1	24,684	2,109 Sq Mi
Zone 2	20,931	3,737 Sq Mi
Zone 3	20,923	1,538 Sq Mi
Zone 5	10,244	701 Sq Mi
Zone 4	7,196	888 Sq Mi

Population Dot = 4

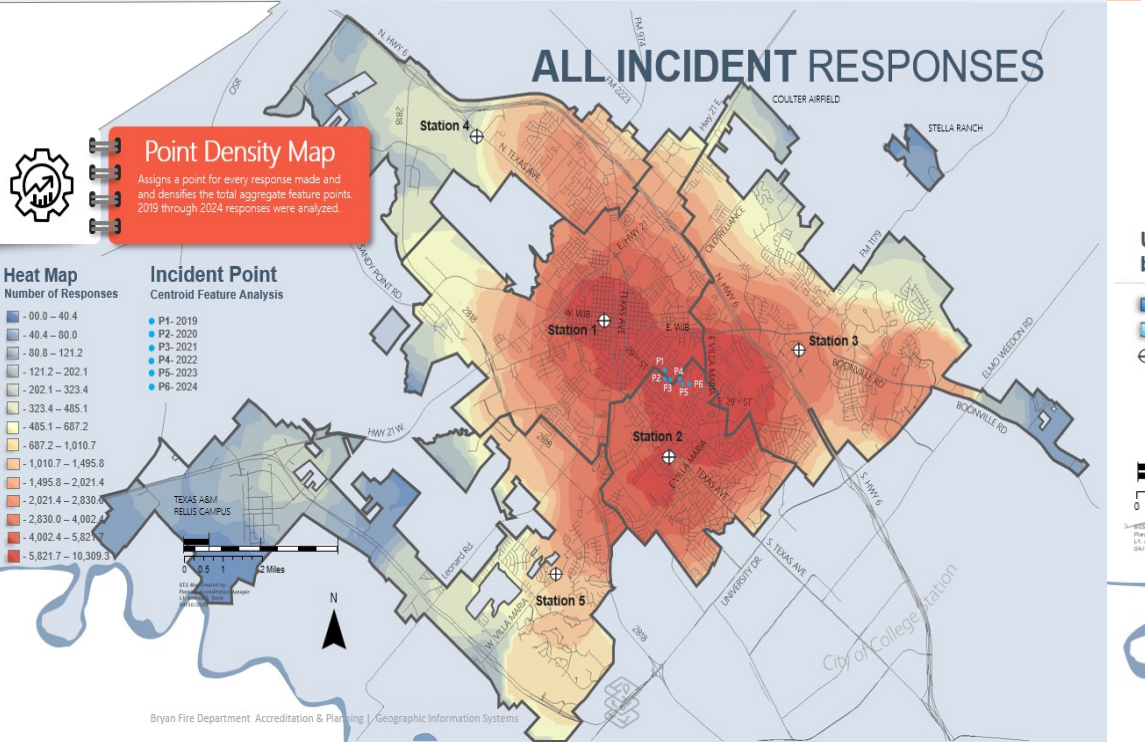
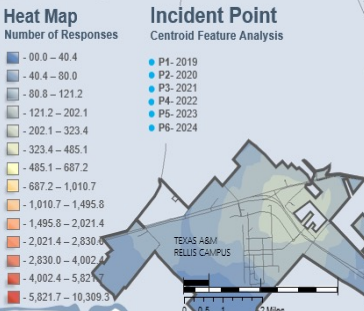


GIS Map Created by: Planning Accreditation Manager  
L.S. Anthony & Sonie  
04/16/2023



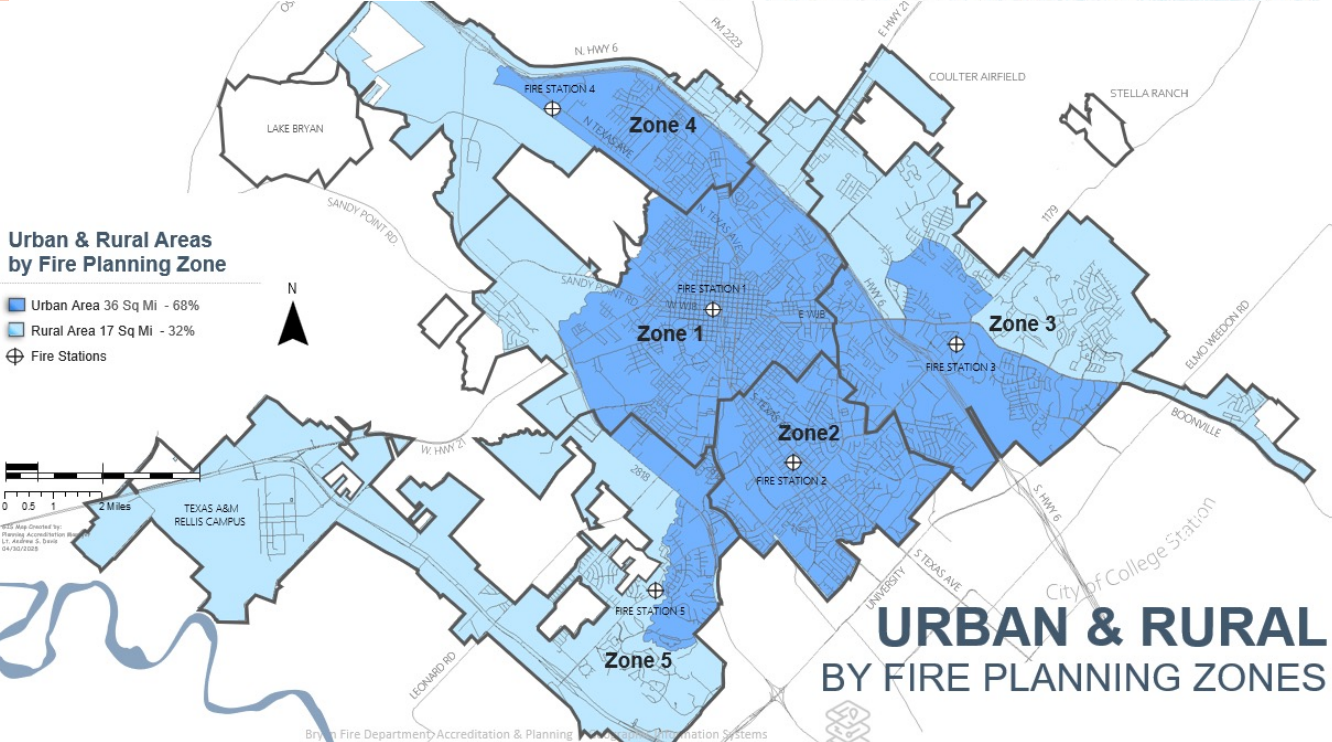
# ALL INCIDENT RESPONSES

**Point Density Map**  
Assigns a point for every response made and densifies the total aggregate feature points. 2019 through 2024 responses were analyzed.



## Urban & Rural Areas by Fire Planning Zone

- Urban Area 36 Sq Mi - 68%
- Rural Area 17 Sq Mi - 32%
- Fire Stations



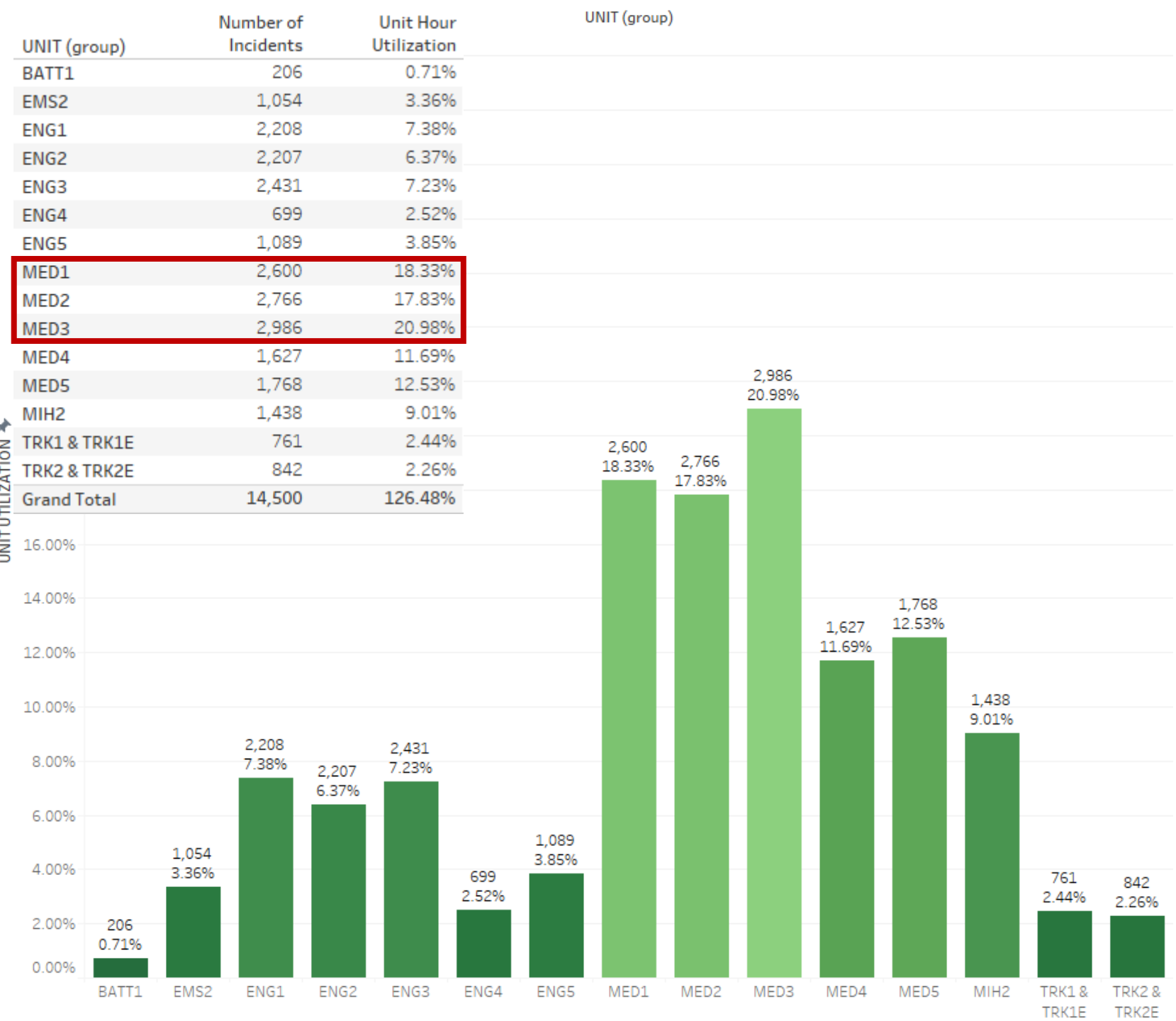
# URBAN & RURAL BY FIRE PLANNING ZONES

# UNIT HOUR UTILIZATION

Average Call Duration:  
00:26:27 FY24

Average Transport Call  
Duration: 00:50:34 FY24

Busiest UHU is @  
20.98%



# Incident Volume and Trends

## Annual Call Volume (Annual rate change)

YEAR	CALL VOLUME	RATE CHANGE
• FY2021	- 14,917	
• FY2022	- 14,692 .....	-1.87% Decrease
• FY2023	- 15,382 .....	4.48% Increase
• FY2024	- 14,912 .....	-3.15% Decrease

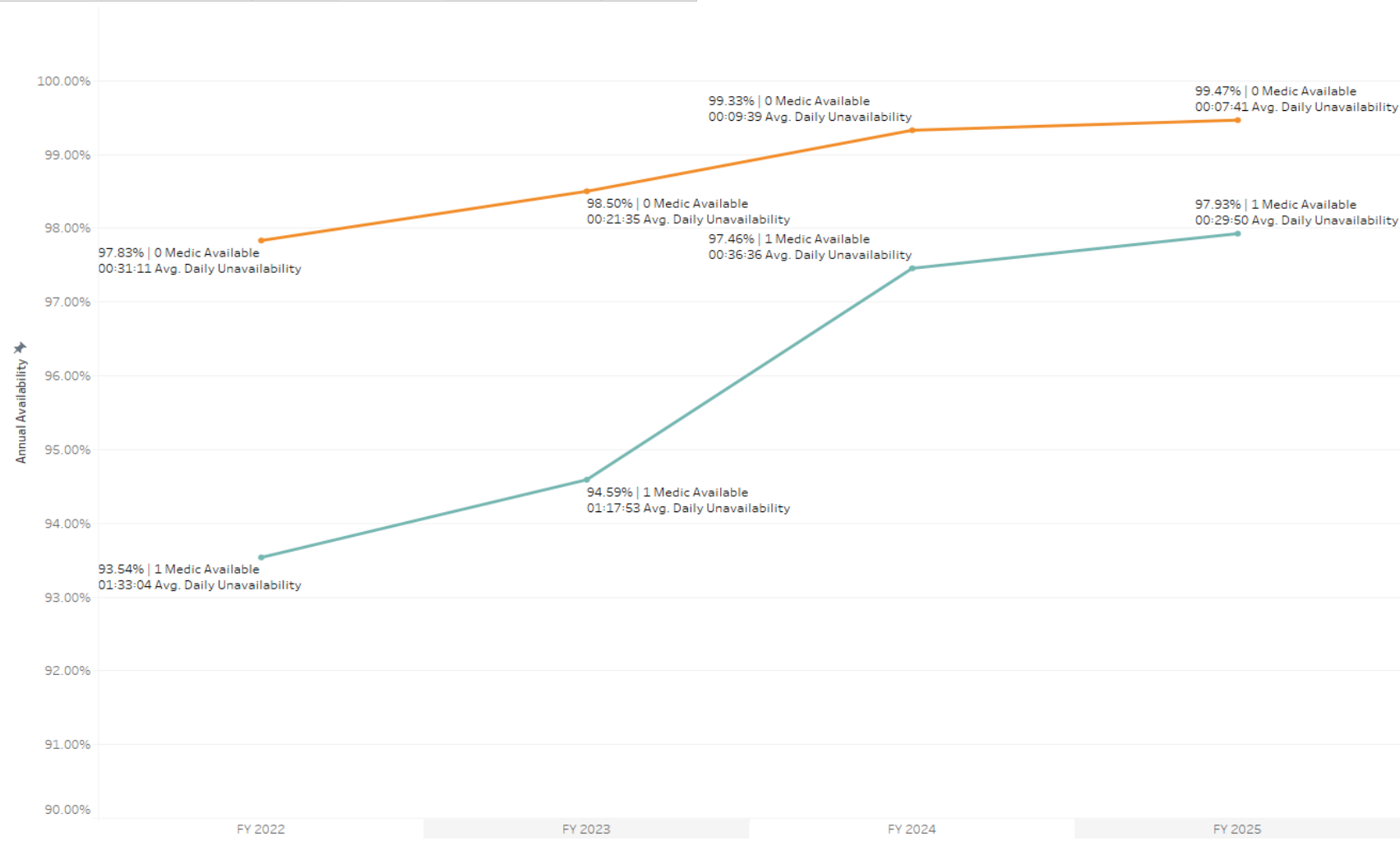
## FY2024 Call Rate (Annual % change)

- EMS Calls – Dropped by 237 calls
- Public Service Assistance – Dropped by 34 calls

# Critical Levels of Availability

Level 0  
Availability  
99.47%

Status	FY 2022		Status	FY 2023		Status	FY 2024		Status	FY 2025	
0 Engine Available	Avg Duration	00:12:02	0 Engine Available	Avg Duration	00:11:21	0 Engine Available	Avg Duration	00:11:08	0 Engine Available	Avg Duration	00:15:13
	Annual Availability	99.99%		Annual Availability	99.81%		Annual Availability	99.79%		Annual Availability	99.78%
	Hours Unavailable	1.00		Hours Unavailable	17.03		Hours Unavailable	18.18		Hours Unavailable	19.27
0 Medic Available	Avg Duration	00:13:57	0 Medic Available	Avg Duration	00:12:02	0 Medic Available	Avg Duration	00:10:45	0 Medic Available	Avg Duration	00:10:34
	Annual Availability	97.83%		Annual Availability	98.50%		Annual Availability	99.33%		Annual Availability	99.47%
	Hours Unavailable	189.69		Hours Unavailable	131.25		Hours Unavailable	58.74		Hours Unavailable	46.70
1 Engine Available	Avg Duration	00:09:03	1 Engine Available	Avg Duration	00:08:39	1 Engine Available	Avg Duration	00:07:13	1 Engine Available	Avg Duration	00:08:37
	Annual Availability	99.91%		Annual Availability	99.42%		Annual Availability	99.57%		Annual Availability	99.59%
	Hours Unavailable	7.85		Hours Unavailable	50.45		Hours Unavailable	37.73		Hours Unavailable	35.76
1 Medic Available	Avg Duration	00:11:49	1 Medic Available	Avg Duration	00:11:18	1 Medic Available	Avg Duration	00:10:15	1 Medic Available	Avg Duration	00:10:05
	Annual Availability	93.54%		Annual Availability	94.59%		Annual Availability	97.46%		Annual Availability	97.93%
	Hours Unavailable	566.14		Hours Unavailable	473.84		Hours Unavailable	222.70		Hours Unavailable	181.51



# The Playbook

How we got here

# BFD Growth & Modernization

## Personnel

1. Staffing up 20% adding 29 new positions
  - 6 academies producing highly trained FF/Paramedics.
  - Equated to 7 on duty positions
  - 40 promotions
2. Expanded medical director on-site presence (2 days a week)
3. MIH program lunched to improve availability and care
4. Ended auto-aide with College Station

## Vehicles and Equipment

1. 5 new replacement ambulances
2. +1 additional ambulance for Medic 4
3. New Ladder Truck – \$1.7M
4. 2 new replacement engines in service Jan '26
5. 2 new arson units being outfitted
6. New MIH SUV
7. New EMS Supervisors vehicle
8. Newly outfitted Hazmat and Technical Rescue Trailers

**+\$1.1M EMS revenue reinvested into these improvements**

# Firefighter Training & Health/Wellness

## Training

- Invested **\$350K** in leadership/incident command development
  - Blue Card Incident Command
  - Implemented **Just Culture Leadership Program** to reinforce leadership and accountability
  - Utilized **3 established Lieutenants as Field Training Officers** to standardize Fire/EMS training and readiness

## Firefighter Health & Wellness

- Added **full-time PhD Physical Therapist**
- Expanded mental-health support
- Provided **annual physicals + cancer screening**

# Innovation, Technology, and Fiscal Accountability

- 1. Modernized core systems and integrated data platforms**
  - Streamline staffing, fleet, equipment, and policy management
- 2. Division-based budgeting**
  - Implemented to improve fiscal accountability + transparency
- 3. Secured \$3.8 M+ in grants**
  - Wellness, training, staffing & equipment
- 4. State/Federal deployments:**
  - TX-TF1, TIFMAS, EMTF7 operations resulted in **net +\$175,859** to the City while enhancing readiness and experience



# Community Safety and Prevention

## **Added 1 additional Inspector**

- **Conducted 1,854 inspections** and 71 investigations in FY2024
- Expanded public education and prevention programs (Smoke Detector Blitz, After the Fire)
- Launched Auxiliary Fire Inspector Program for internal career development

# Snapshot of Results

CATEGORY	2021	2025	% CHANGE
AMBULANCE AVAILABILITY	95% ESTIMATED	99.5%	+4.6%
MUTUAL AID CALLS FROM CSFD	130+ PER MONTH	-3 PER MONTH	-98% REDUCTION
FIREFIGHTER STAFFING	144	173	20% +29
BFD BUDGET	\$18M	\$30M	+67%

# Shaping Tomorrow

*Advancing Your Fire Department Within the  
City's Vision*

# Data-driven planning

**“If you don’t know where you are, you don’t know where you’re going.”**

— *W. Edwards Deming*

Center for Public Safety  
Accreditation

Independent Study of Bryan  
Fire Department

5 Year Strategic Plan/10-year  
Master Plan

Folded into the City of  
Bryan’s Comprehensive Plan



*“Progress is a shared effort. The Bryan Fire Department deeply values your continued support, leadership, and trust. We are honored to serve this community and remain fully committed to advancing your vision for a safer, stronger City of Bryan.”*

*Committed to Our Shared Mission*

THANK YOU  
Questions?