


CHAMBER DAY 2023

Business Survey Results

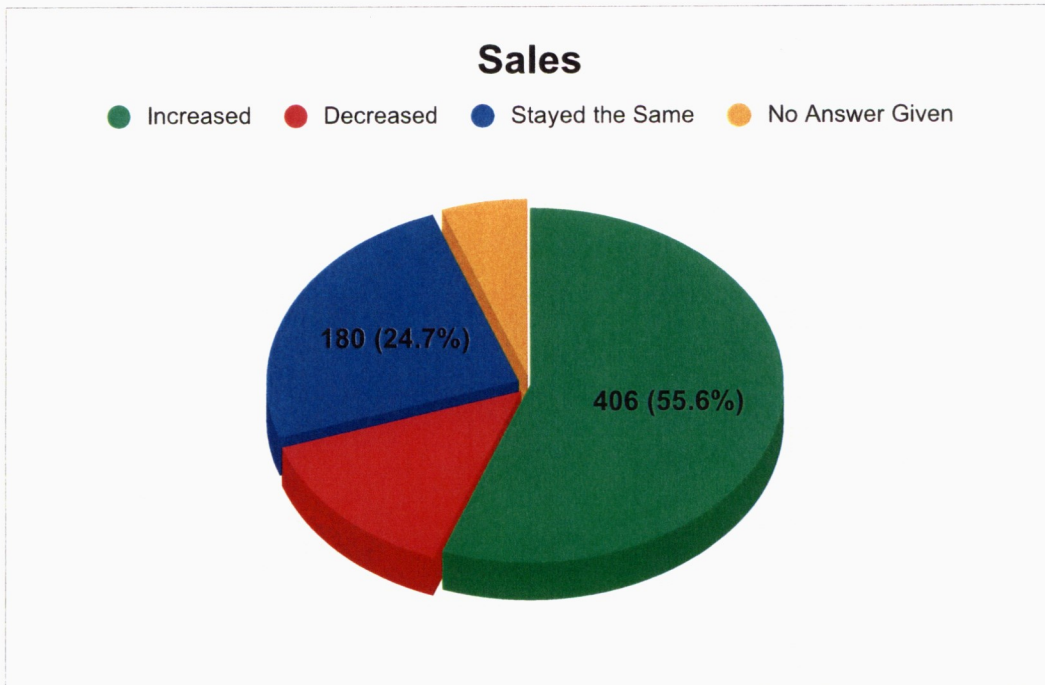


CHAMBER OF COMMERCE
BRYAN/COLLEGE STATION

Sales

Compared to the previous 12 months, how have sales changed?

Increased	406	56%
Decreased	104	14%
Stayed the Same	180	25%
No Answer Given	40	5%
<hr/>		
Total	730	100%



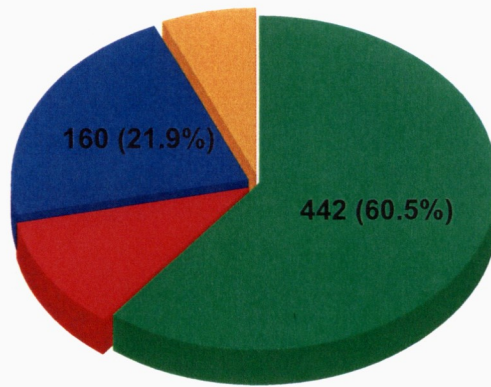
Local Economy

What do you expect our LOCAL economy to do?

Increase	442	61%
Decrease	81	11%
Stay the Same	160	22%
No Answer Given	47	6%
<hr/>		
Total	730	100%

Local Economy

● Increase ● Decrease ● Stay the Same ● No Answer Given



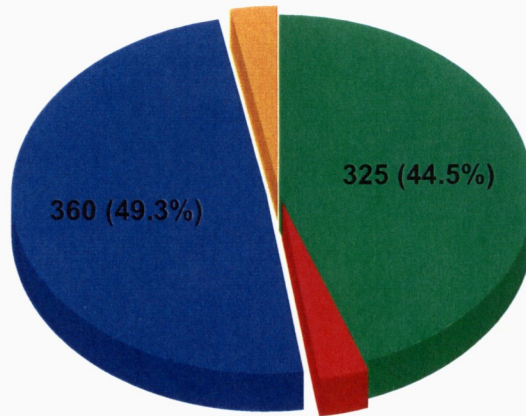
Employees

Do you expect your number of employees to change over the coming year?

Increase	325	45%
Decrease	23	3%
Stay the Same	360	49%
No Answer Given	22	3%
<hr/>		
Total	730	100%

Employees

● Increase ● Decrease ● Stay the Same ● No Answer Given



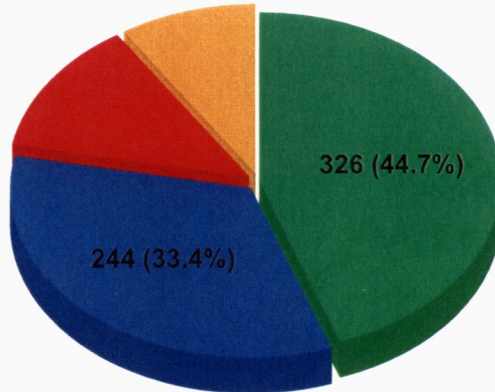
Applicants

How would you rate the quality of qualified applicants in our area for your type of business?

Good	326	45%
Average	244	33%
Poor	93	13%
No Answer Given	67	9%
<hr/>		
Total	730	100%

Applicants

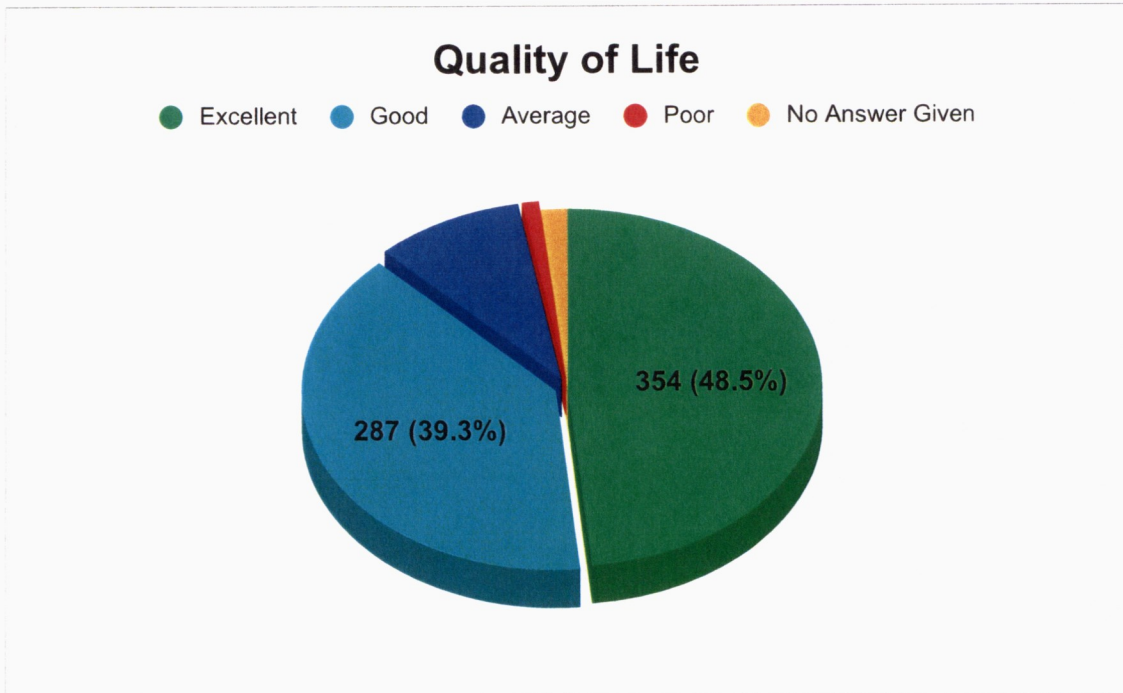
● Good ● Average ● Poor ● No Answer Given



Quality of Life

Outside of business, how would you rate the overall quality of life in the Brazos Valley for you and your staff?

Excellent	354	48%
Good	287	39%
Average	69	9%
Poor	8	1%
No Answer Given	12	2%
<hr/>		
Total	730	100%



BRYAN/COLLEGE STATION CHAMBER OF COMMERCE
Summary of Statistics - Sales
Chamber Day 2023
Sponsored by Brazos County

Compared to the previous 12 months, how have sales changed?

	<u>2023</u>					<u>2022</u>					<u>2021</u>				
	Responses	Increase	Decrease	Stay the Same	No Answer Given	Responses	Increase	Decrease	Stay the Same	No Answer Given	Responses	Increase	Decrease	Stay the Same	No Answer Given
Total	730	56%	14%	25%	5%	606	60%	13%	25%	3%	510	46%	32%	16%	6%
Arts and Culture (Museums)	8	25%	13%	50%	13%	8	75%	25%	0%	0%	4	25%	50%	25%	0%
Construction (Concrete, Roofer, Electrician, Builder, etc.)	23	35%	39%	22%	4%	26	62%	8%	31%	0%	19	47%	21%	32%	0%
Education	11	64%	9%	18%	9%	3	100%	0%	0%	0%	5	40%	40%	0%	20%
Energy (Petroleum Exploration, Fracking, etc)	3	100%	0%	0%	0%	3	33%	33%	0%	33%	1	0%	0%	100%	0%
Financial Services (Banks, Brokerages)	56	50%	16%	30%	4%	37	54%	11%	32%	3%	29	48%	17%	31%	3%
Government	2	50%	0%	50%	0%	5	20%	0%	60%	20%	3	0%	100%	0%	0%
Healthcare and Wellness (includes fitness facilities)	72	63%	7%	25%	6%	47	66%	13%	19%	2%	29	52%	28%	14%	7%
Human/Social Services	14	79%	7%	7%	7%	12	58%	25%	17%	0%	8	50%	25%	25%	0%
Information Technology (Computers etc.)	9	67%	11%	11%	11%	6	33%	17%	50%	0%	1	0%	100%	0%	0%
Manufacturing	6	50%	17%	33%	0%	6	100%	0%	0%	0%	10	0%	70%	10%	20%
Real Estate Development	9	33%	22%	44%	0%	6	67%	0%	33%	0%	7	71%	29%	0%	0%
Real Estate Development - Management	20	45%	15%	35%	5%	11	64%	0%	36%	0%	7	86%	14%	0%	0%
Restaurant/Food & Beverage	106	62%	10%	22%	6%	112	60%	12%	22%	6%	93	59%	28%	9%	4%
Retail (Clothing Store, Gas Station, Wal-Mart, etc.)	181	54%	20%	22%	4%	149	62%	12%	22%	3%	135	49%	27%	17%	7%
Services - Other (includes hair salons, spas and personal care services)	129	47%	12%	32%	9%	95	49%	18%	33%	0%	105	38%	36%	19%	7%
Services, Professional (Attorney,Accountant)	48	71%	10%	17%	2%	42	52%	14%	33%	0%	33	30%	39%	27%	3%
Tourism, Hospitality & Recreation (Hotel, Grand Station)	23	74%	4%	17%	4%	31	81%	6%	13%	0%	16	19%	81%	0%	0%
Wholesalers	10	60%	10%	30%	0%	7	71%	14%	14%	0%	5	80%	20%	0%	0%

BRYAN/COLLEGE STATION CHAMBER OF COMMERCE
Summary of Statistics - Economy
Chamber Day 2023
Sponsored by Brazos County

What do you expect our local economy to do?

	<u>2023</u>					<u>2022</u>					<u>2021</u>				
	Responses	Increase	Decrease	Stay the Same	No Answer Given	Responses	Increase	Decrease	Stay the Same	No Answer Given	Responses	Increase	Decrease	Stay the Same	No Answer Given
Total	730	61%	11%	22%	6%	606	71%	10%	16%	3%	510	81%	3%	9%	7%
Arts and Culture (Museums)	8	63%	25%	0%	13%	8	50%	0%	38%	13%	4	75%	0%	25%	0%
Construction (Concrete, Roofer, Electrician, Builder, etc.)	23	52%	17%	0%	9%	26	54%	15%	31%	0%	19	79%	0%	16%	5%
Education	11	18%	36%	18%	27%	3	100%	0%	0%	0%	5	100%	0%	0%	0%
Energy (Petroleum Exploration, Fracking, etc)	3	67%	0%	33%	0%	3	67%	0%	0%	33%	1	100%	0%	0%	0%
Financial Services (Banks, Brokerages)	56	63%	14%	21%	2%	37	81%	5%	11%	3%	29	83%	3%	7%	7%
Government	2	50%	0%	50%	0%	5	80%	0%	20%	0%	3	100%	0%	0%	0%
Healthcare and Wellness (includes fitness facilities)	72	67%	0%	21%	13%	47	87%	6%	4%	2%	29	86%	3%	10%	0%
Human/Social Services	14	57%	7%	29%	7%	12	92%	0%	8%	0%	8	88%	0%	0%	13%
Information Technology (Computers etc.)	9	67%	11%	22%	0%	6	67%	33%	0%	0%	1	100%	0%	0%	0%
Manufacturing	6	67%	17%	17%	0%	6	83%	17%	0%	0%	10	80%	0%	0%	20%
Real Estate Development	9	44%	0%	56%	0%	6	67%	0%	33%	0%	7	86%	0%	14%	0%
Real Estate Development - Management	20	50%	10%	35%	5%	11	55%	0%	18%	27%	7	86%	0%	14%	0%
Restaurant/Food & Beverage	106	62%	7%	24%	8%	112	71%	11%	14%	4%	93	87%	4%	3%	5%
Retail (Clothing Store, Gas Station, Wal-Mart, etc.)	181	57%	14%	23%	6%	149	70%	8%	19%	3%	135	72%	5%	12%	11%
Services - Other (includes hair salons, spas and personal care services)	129	62%	13%	18%	7%	95	62%	13%	24%	1%	105	76%	4%	13%	7%
Services, Professional (Attorney,Accountant)	48	65%	6%	27%	2%	42	76%	10%	10%	5%	33	85%	0%	12%	3%
Tourism, Hospitality & Recreation (Hotel, Grand Station)	23	78%	9%	13%	0%	31	71%	13%	10%	6%	16	100%	0%	0%	0%
Wholesalers	10	60%	40%	0%	0%	7	57%	29%	14%	0%	5	100%	0%	0%	0%

BRYAN/COLLEGE STATION CHAMBER OF COMMERCE
Summary of Statistics - Employees
Chamber Day 2023
Sponsored by Brazos County

Do you expect your number of employees to change next year?

	<u>2023</u>					<u>2022</u>					<u>2021</u>				
	Responses	Increase	Decrease	Stay the same	No Answer Given	Responses	Increase	Decrease	Stay the same	No Answer Given	Responses	Increase	Decrease	Stay the same	No Answer Given
Total	730	45%	3%	49%	3%	606	44%	4%	50%	2%	510	52%	2%	41%	4%
Arts and Culture (Museums)	8	13%	0%	63%	25%	8	38%	13%	50%	0%	4	50%	0%	50%	0%
Construction (Concrete, Roofer, Electrician, Builder, etc.)	23	35%	0%	65%	0%	26	35%	4%	62%	0%	19	63%	0%	32%	5%
Education	11	18%	0%	73%	9%	3	100%	0%	0%	0%	5	80%	0%	20%	0%
Energy (Petroleum Exploration, Fracking, etc)	3	67%	0%	33%	0%	3	33%	0%	33%	33%	1	0%	0%	100%	0%
Financial Services (Banks, Brokerages)	56	30%	2%	66%	2%	37	46%	0%	54%	0%	29	38%	0%	59%	3%
Government	2	50%	0%	50%	0%	5	40%	0%	60%	0%	3	33%	0%	67%	0%
Healthcare and Wellness (includes fitness facilities)	72	50%	4%	40%	6%	47	51%	0%	49%	0%	29	66%	0%	31%	3%
Human/Social Services	14	50%	7%	43%	0%	12	58%	0%	42%	0%	8	25%	0%	75%	0%
Information Technology (Computers etc.)	9	67%	0%	33%	0%	6	33%	0%	67%	0%	1	0%	100%	0%	0%
Manufacturing	6	67%	0%	33%	0%	6	50%	0%	50%	0%	10	80%	0%	20%	0%
Real Estate Development	9	33%	0%	67%	0%	6	83%	0%	17%	0%	7	57%	0%	43%	0%
Real Estate Development - Management	20	40%	5%	55%	0%	11	36%	0%	64%	0%	7	57%	0%	29%	14%
Restaurant/Food & Beverage	106	48%	1%	49%	2%	112	43%	5%	49%	3%	93	67%	2%	28%	3%
Retail (Clothing Store, Gas Station, Wal-Mart, etc.)	181	43%	5%	49%	3%	149	42%	7%	48%	3%	135	42%	3%	47%	8%
Services - Other (includes hair salons, spas and personal care services)	129	48%	3%	44%	5%	95	40%	4%	54%	2%	105	52%	5%	39%	4%
Services, Professional (Attorney, Accountant)	48	44%	2%	54%	0%	42	55%	2%	40%	2%	33	30%	0%	70%	0%
Tourism, Hospitality & Recreation (Hotel, Grand Station)	23	61%	4%	35%	0%	31	48%	0%	52%	0%	16	69%	0%	31%	0%
Wholesalers	10	50%	10%	40%	0%	7	43%	0%	57%	0%	5	80%	0%	20%	0%

BRYAN/COLLEGE STATION CHAMBER OF COMMERCE
Summary of Statistics - Applicants
Chamber Day 2023
Sponsored by Brazos County

How would you rate the quality of qualified applicants in our area for your type of business?

	<u>2023</u>					<u>2022</u>					<u>2021</u>				
	Responses	Good	Average	Poor	No Answer Given	Responses	Good	Average	Poor	No Answer Given	Responses	Good	Average	Poor	No Answer Given
Total	730	45%	33%	13%	9%	606	42%	33%	19%	6%	510	45%	31%	13%	11%
Arts and Culture (Museums)	8	25%	25%	13%	38%	8	50%	38%	0%	13%	4	100%	0%	0%	0%
Construction (Concrete, Roofer, Electrician, Builder, etc.)	23	43%	22%	26%	9%	26	31%	38%	23%	8%	19	58%	26%	11%	5%
Education	11	55%	18%	18%	9%	3	33%	67%	0%	0%	5	20%	20%	40%	20%
Energy (Petroleum Exploration, Fracking, etc)	3	100%	0%	0%	0%	3	0%	0%	67%	33%	1	100%	0%	0%	0%
Financial Services (Banks, Brokerages)	56	50%	39%	4%	7%	37	54%	27%	16%	3%	29	38%	41%	10%	10%
Government	2	50%	50%	0%	0%	5	80%	20%	0%	0%	3	100%	0%	0%	0%
Healthcare and Wellness (includes fitness facilities)	72	47%	26%	14%	13%	47	40%	30%	23%	6%	29	41%	41%	14%	3%
Human/Social Services	14	50%	36%	7%	7%	12	58%	33%	8%	0%	8	75%	13%	0%	13%
Information Technology (Computers etc.)	9	44%	44%	11%	0%	6	33%	33%	17%	17%	1	100%	0%	0%	0%
Manufacturing	6	0%	33%	50%	17%	6	33%	17%	50%	0%	10	40%	20%	20%	20%
Real Estate Development	9	67%	22%	11%	0%	6	50%	17%	33%	0%	7	86%	0%	0%	14%
Real Estate Development - Management	20	70%	30%	0%	0%	11	45%	18%	27%	9%	7	100%	0%	0%	0%
Restaurant/Food & Beverage	106	51%	38%	5%	7%	112	44%	33%	17%	6%	93	47%	37%	11%	5%
Retail (Clothing Store, Gas Station, Wal-Mart, etc.)	181	38%	38%	15%	9%	149	39%	38%	17%	6%	135	43%	29%	11%	17%
Services - Other (includes hair salons, spas and personal care services)	129	45%	27%	18%	10%	95	39%	33%	26%	2%	105	39%	35%	16%	10%
Services, Professional (Attorney,Accountant)	48	40%	35%	10%	15%	42	45%	33%	12%	10%	33	42%	21%	9%	27%
Tourism, Hospitality & Recreation (Hotel, Grand Station)	23	39%	48%	4%	9%	31	42%	32%	23%	3%	16	13%	31%	56%	0%
Wholesalers	10	20%	30%	40%	10%	7	43%	43%	0%	14%	5	60%	20%	0%	20%

BRYAN/COLLEGE STATION CHAMBER OF COMMERCE
Summary of Statistics - Quality of Life
Chamber Day 2023
Sponsored by Brazos County

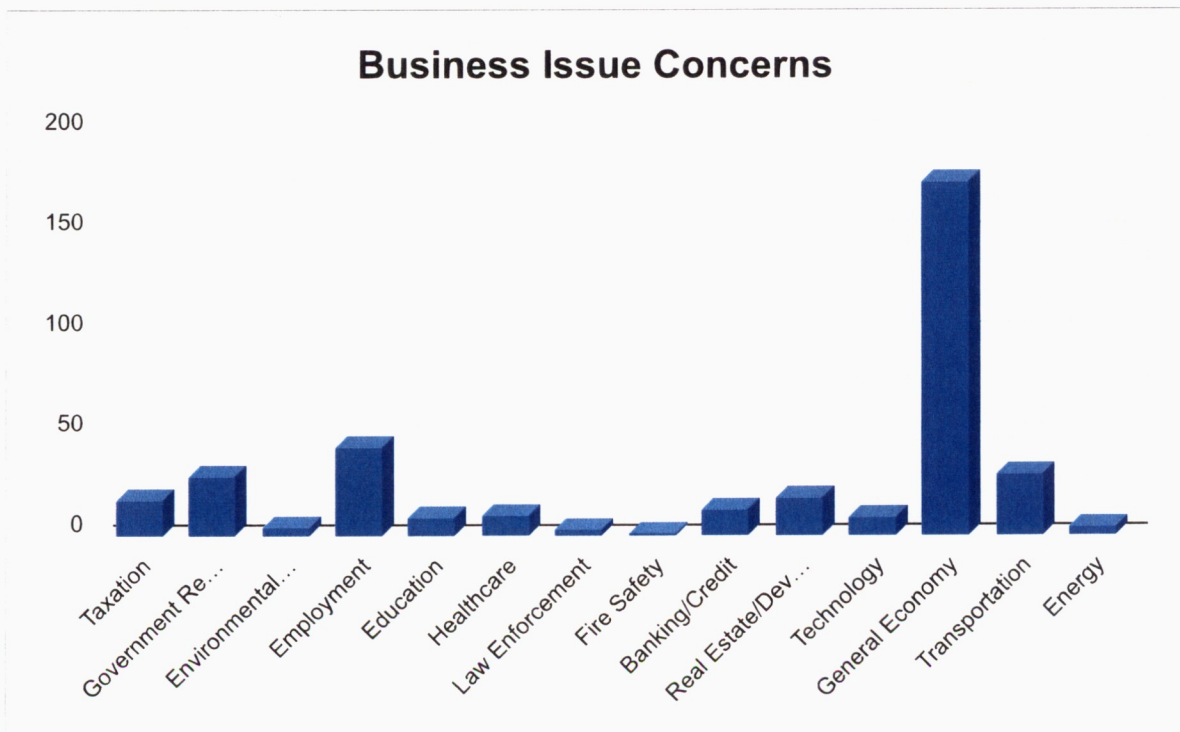
Outside of business, how would you rate the overall quality of life in our community?

	2023						2022						2021					
	Responses	Excellent	Good	Average	Poor	No Answer Given	Responses	Excellent	Good	Average	Poor	No Answer Given	Responses	Excellent	Good	Average	Poor	No Answer Given
Total	730	48%	39%	9%	1%	2%	606	50%	38%	10%	1%	2%	510	48%	45%	4%	1%	2%
Arts and Culture (Museums)	8	50%	25%	25%	0%	0%	8	50%	50%	0%	0%	0%	4	75%	25%	0%	0%	0%
Construction (Concrete, Roofer, Electrician, Builder, etc.)	23	52%	35%	9%	4%	0%	26	65%	31%	4%	0%	0%	19	68%	26%	0%	5%	0%
Education	11	45%	27%	18%	0%	9%	3	33%	67%	0%	0%	0%	5	40%	60%	0%	0%	0%
Energy (Petroleum Exploration, Fracking, etc)	3	67%	0%	33%	0%	0%	3	33%	33%	0%	0%	33%	1	100%	0%	0%	0%	0%
Financial Services (Banks, Brokerages)	56	54%	46%	0%	0%	0%	37	46%	41%	14%	0%	0%	29	48%	34%	10%	3%	3%
Government	2	50%	50%	0%	0%	0%	5	40%	20%	40%	0%	0%	3	100%	0%	0%	0%	0%
Healthcare and Wellness (includes fitness facilities)	72	60%	32%	4%	0%	4%	47	64%	32%	4%	0%	0%	29	62%	38%	0%	0%	0%
Human/Social Services	14	43%	36%	21%	0%	0%	12	67%	33%	0%	0%	0%	8	63%	25%	13%	0%	0%
Information Technology (Computers etc.)	9	56%	44%	0%	0%	0%	6	33%	50%	17%	0%	0%	1	0%	100%	0%	0%	0%
Manufacturing	6	50%	50%	0%	0%	0%	6	33%	50%	17%	0%	0%	10	50%	40%	10%	0%	0%
Real Estate Development	9	67%	33%	0%	0%	0%	6	83%	17%	0%	0%	0%	7	71%	29%	0%	0%	0%
Real Estate Development - Management	20	35%	55%	5%	5%	0%	11	82%	18%	0%	0%	0%	7	71%	29%	0%	0%	0%
Restaurant/Food & Beverage	106	35%	54%	10%	0%	1%	112	46%	38%	11%	1%	4%	93	39%	51%	8%	0%	3%
Retail (Clothing Store, Gas Station, Wal-Mart, etc.)	181	47%	38%	12%	3%	1%	149	50%	39%	10%	1%	1%	135	44%	49%	5%	0%	2%
Services - Other (includes hair salons, spas and personal care services)	129	53%	34%	9%	1%	4%	95	42%	41%	13%	1%	3%	105	44%	51%	1%	2%	2%
Services, Professional (Attorney, Accountant)	48	52%	31%	15%	0%	2%	42	60%	33%	7%	0%	0%	33	58%	36%	6%	0%	0%
Tourism, Hospitality & Recreation (Hotel, Grand Station)	23	39%	39%	22%	0%	0%	31	39%	45%	16%	0%	0%	16	56%	44%	0%	0%	0%
Wholesalers	10	60%	40%	0%	0%	0%	7	14%	86%	0%	0%	0%	5	60%	40%	0%	0%	0%

Business Issue Concerns

Which of the following do you think are the biggest issues facing this business in 2023?

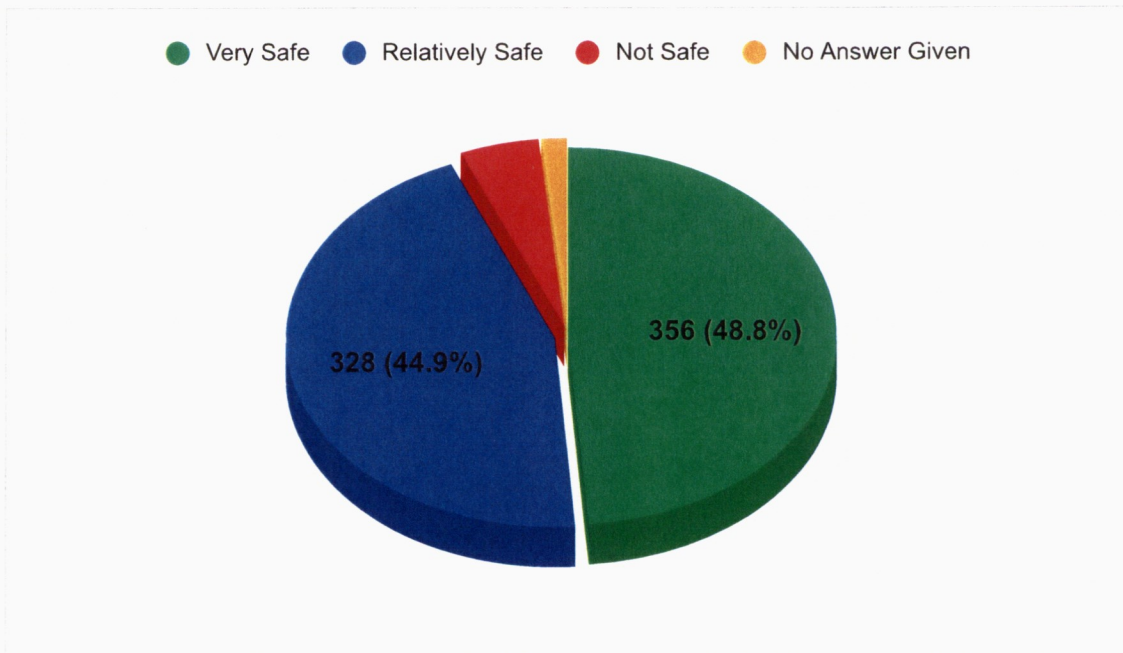
Taxation	18
Government Regulation	29
Environmental Challenges	4
Employment	44
Education	9
Healthcare	10
Law Enforcement	3
Fire Safety	1
Banking/Credit	13
Real Estate/Development	19
Technology	9
General Economy	176
Transportation	30
Energy	4



Quality of Safety

Comparing the past 12 months to previous years, how would you rate the quality of safety and security in your business neighborhood?

Very Safe	356	49%
Relatively Safe	328	45%
Not Safe	35	5%
No Answer Given	11	2%
Total	730	100%



Historically Underutilized Business (HUB)

To your knowledge, is this business categorized as Historically Underutilized Business (HUB)? (HUB program was created to promote full and equal procurement opportunities for small, minority- and women-owned businesses.)

Yes	93	13%
No	377	52%
Don't Know	260	36%
<hr/>		
Total	730	100%

Historically Underutilized Business (HUB)

● Yes ● No ● Don't Know

