

FY 2023

General Fund Budget


Preview

June 29, 2022



CITY OF BRYAN

The Good Life, Texas Style.™





CITY OF BRYAN

The Good Life, Texas Style.™

- ☐ **Historical Perspective – Sales Tax and
Property Value Growth Trends**
- ☐ **Decision Packages – Historical New
Spending**
- ☐ **Proposed FY 2023 General Fund Budgets**
- ☐ **Tax Rate Scenarios**





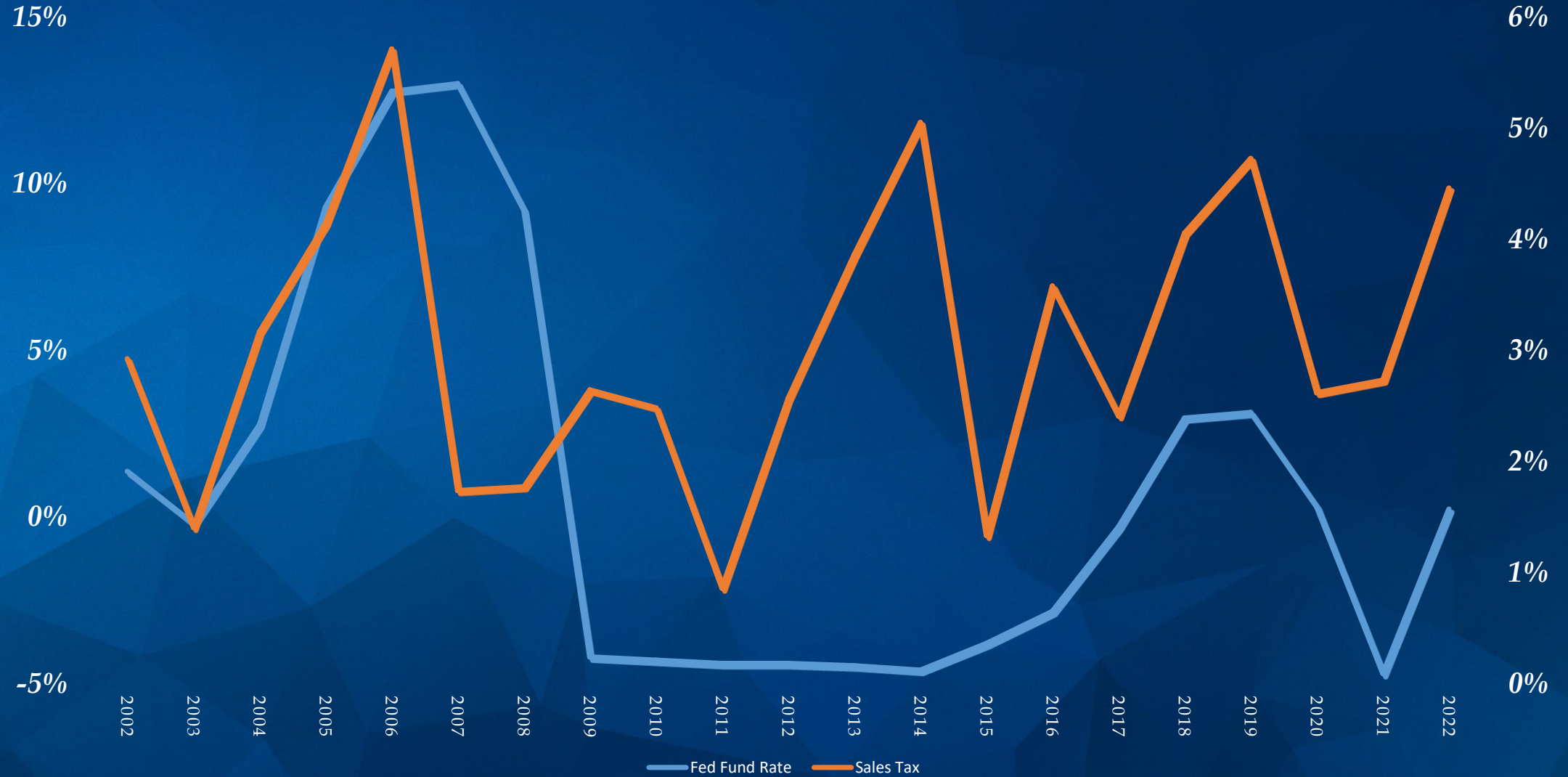
CITY OF BRYAN

The Good Life, Texas Style.™

Sales Tax and Property Value Growth Trends



Sales Tax Growth and the Economy

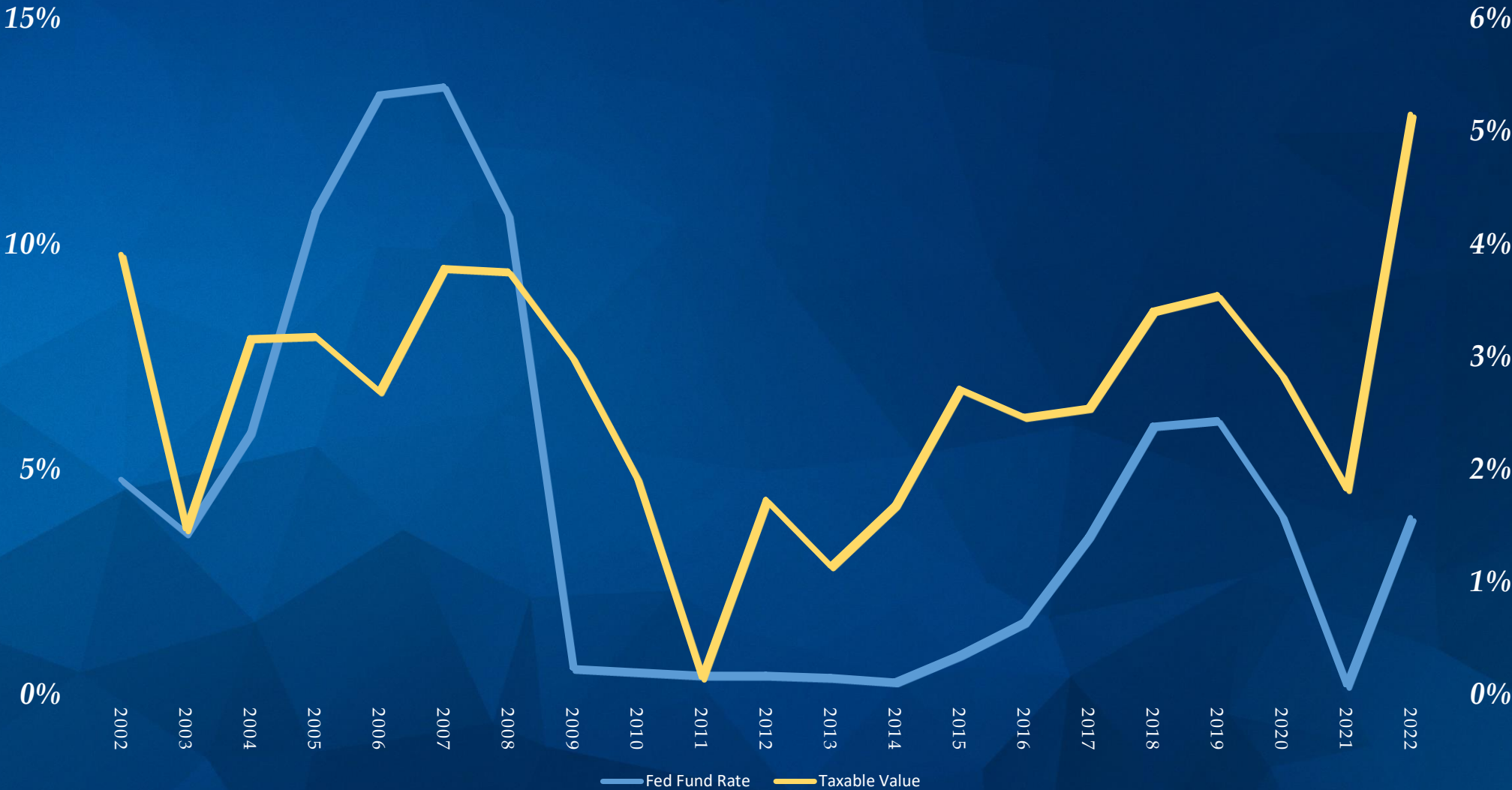


General Fund Sales Tax Revenue since 2002

(in millions)



Taxable Value Growth and the Economy



General Fund Property Tax Revenue since 2002

(in millions)





CITY OF BRYAN

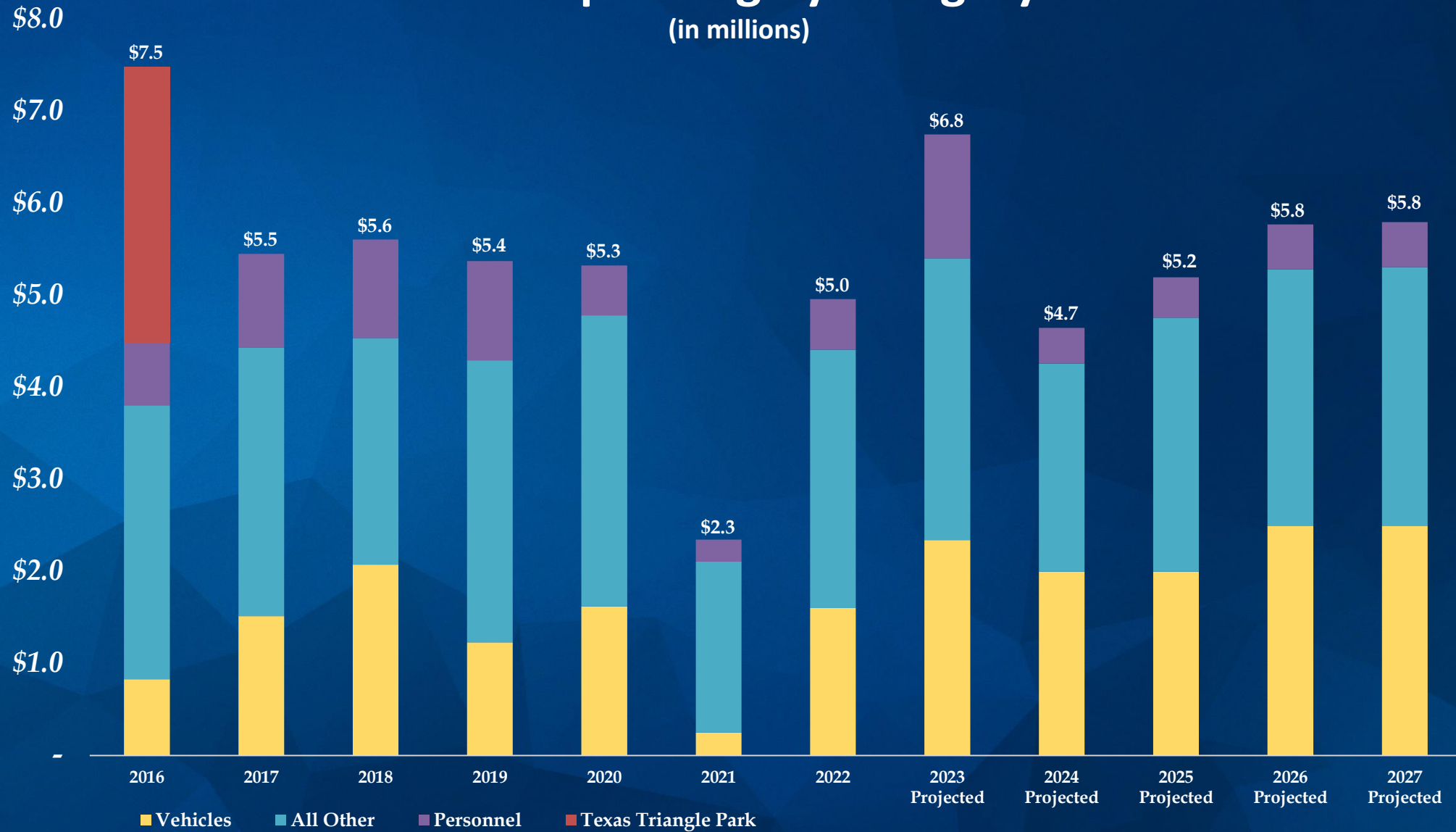
The Good Life, Texas Style.™

Decision Packages



New Spending by Category

(in millions)



New FY 2023 General Fund Spending by Category

(in thousands)

| Type | Amount |
|------------------------|-----------------|
| Personnel | \$ 1,108 |
| Supplies | 618 |
| Maintenance & Services | 482 |
| Miscellaneous | 1,016 |
| Capital Outlay | 3,430 |
| Transfers | - |
| Total | \$ 6,653 |



New FY 2023 General Fund Spending by Function

(in thousands)

| Function | Amount |
|------------------------|-----------------|
| Public Safety | \$ 2,640 |
| Public Works | 929 |
| Development Services | 259 |
| Community Services | 1,255 |
| Support Services | 1,154 |
| General Administration | 417 |
| Non-Departmental | - |
| Total | \$ 6,653 |





CITY OF BRYAN

The Good Life, Texas Style.™

FY 2023 Proposed Budget



FY 2023 Proposed General Fund Budget by Type

(in thousands)

| | 2019 | 2020 | 2021 | 2022 | 2023 Proposed | \$ chg | % chg |
|------------------------|-----------------|-----------------|-----------------|-----------------|------------------|-----------------|-------------|
| Personnel | \$58,983 | \$61,148 | \$62,437 | \$64,961 | \$ 67,918 | \$ 2,957 | 4.6% |
| Supplies | 2,458 | 3,345 | 3,158 | 2,562 | 3,398 | 835 | 32.6% |
| Maintenance & Services | 6,662 | 7,506 | 6,886 | 7,567 | 7,778 | 211 | 2.8% |
| Miscellaneous | 9,910 | 10,309 | 10,604 | 11,898 | 12,504 | 606 | 5.1% |
| Capital Outlay | 3,327 | 2,673 | 1,128 | 3,382 | 5,106 | 1,724 | 51.0% |
| Transfers | 886 | 739 | 769 | 5,407 | 8,134 | 2,727 | 50.4% |
| | <u>\$82,225</u> | <u>\$85,720</u> | <u>\$84,984</u> | <u>\$95,777</u> | <u>\$104,838</u> | <u>\$ 9,061</u> | <u>9.5%</u> |



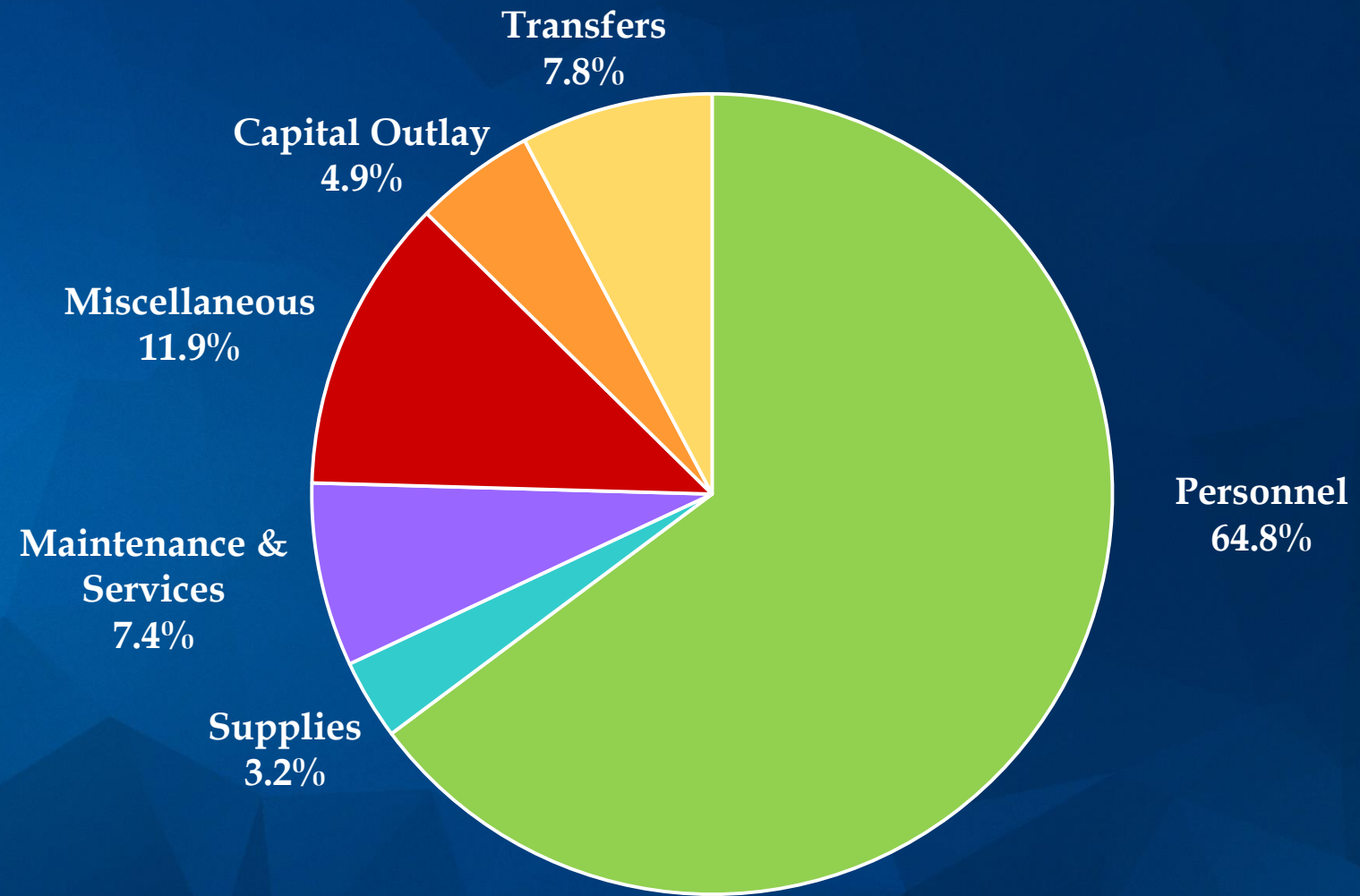
FY 2023 Proposed General Fund Budget by Function

(in thousands)

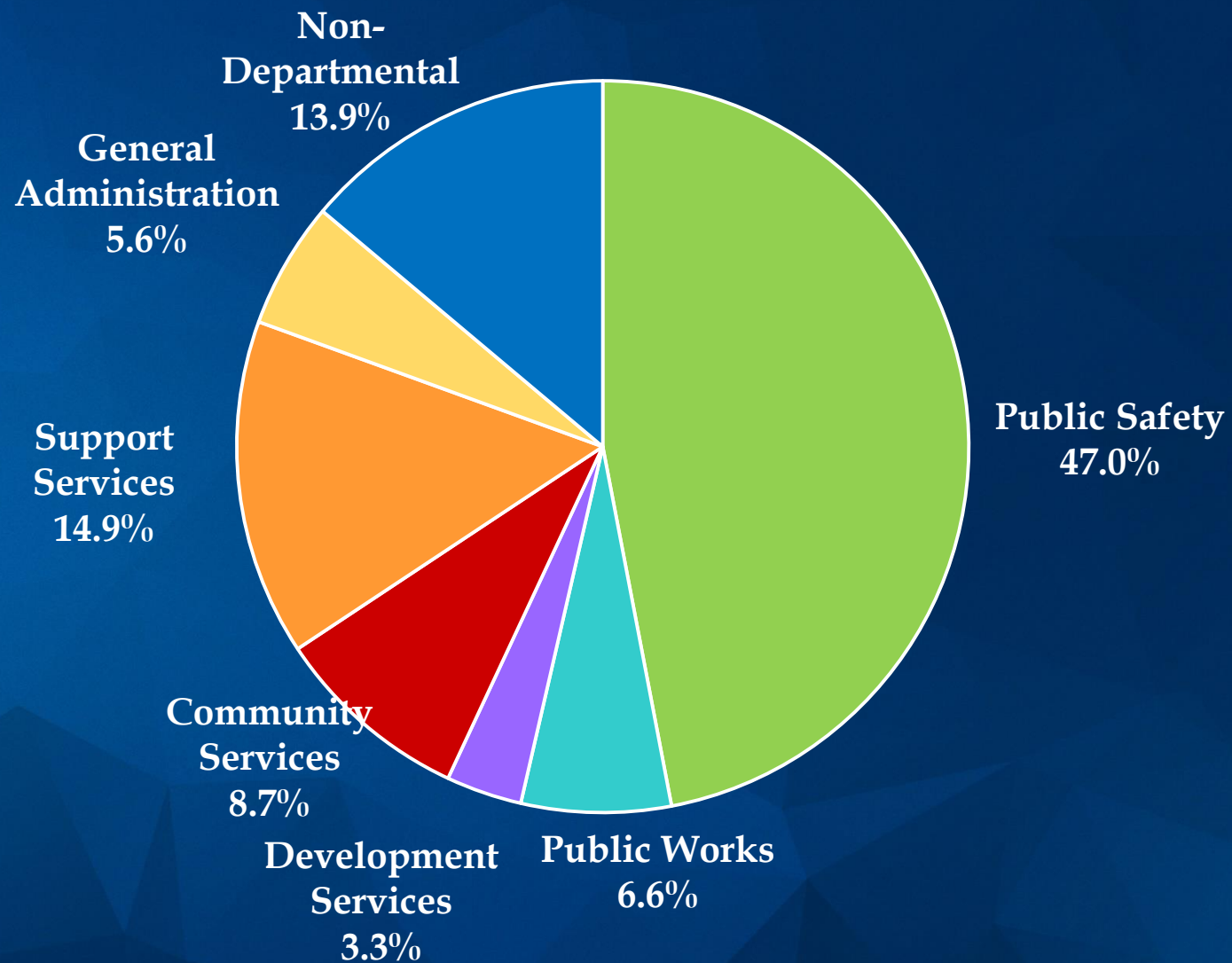
| | 2019 | 2020 | 2021 | 2022 | 2023 Proposed | \$ chg | % chg |
|------------------------|----------|----------|----------|----------|------------------|----------|-------|
| Public Safety | \$41,386 | \$43,921 | \$44,377 | \$46,263 | \$ 49,261 | \$ 2,998 | 6.5% |
| Public Works | 5,992 | 5,913 | 5,447 | 6,426 | 6,931 | 505 | 7.9% |
| Development Services | 2,928 | 3,009 | 2,783 | 3,261 | 3,512 | 251 | 7.7% |
| Community Services | 9,299 | 9,018 | 8,987 | 8,555 | 9,158 | 603 | 7.1% |
| Support Services | 12,387 | 13,097 | 12,352 | 13,867 | 15,578 | 1,712 | 12.3% |
| General Administration | 5,074 | 5,347 | 5,588 | 5,806 | 5,853 | 48 | 0.8% |
| Non-Departmental | 5,157 | 5,415 | 5,450 | 11,600 | 14,545 | 2,945 | 25.4% |
| | \$82,225 | \$85,720 | \$84,984 | \$95,777 | \$104,838 | \$ 9,061 | 9.5% |



FY 2023 Proposed Budget by Type



FY 2023 Proposed Budget by Function





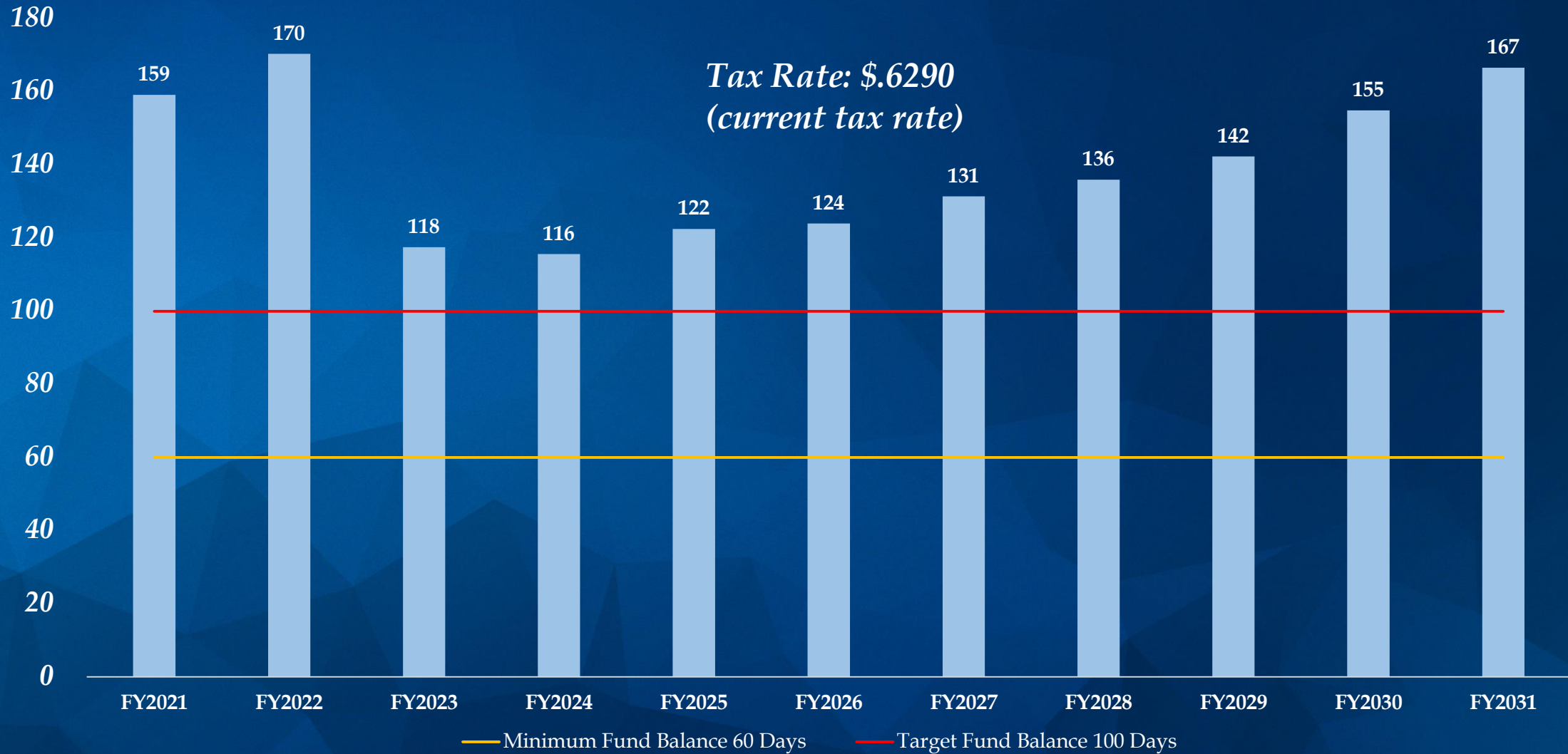
CITY OF BRYAN

The Good Life, Texas Style.™

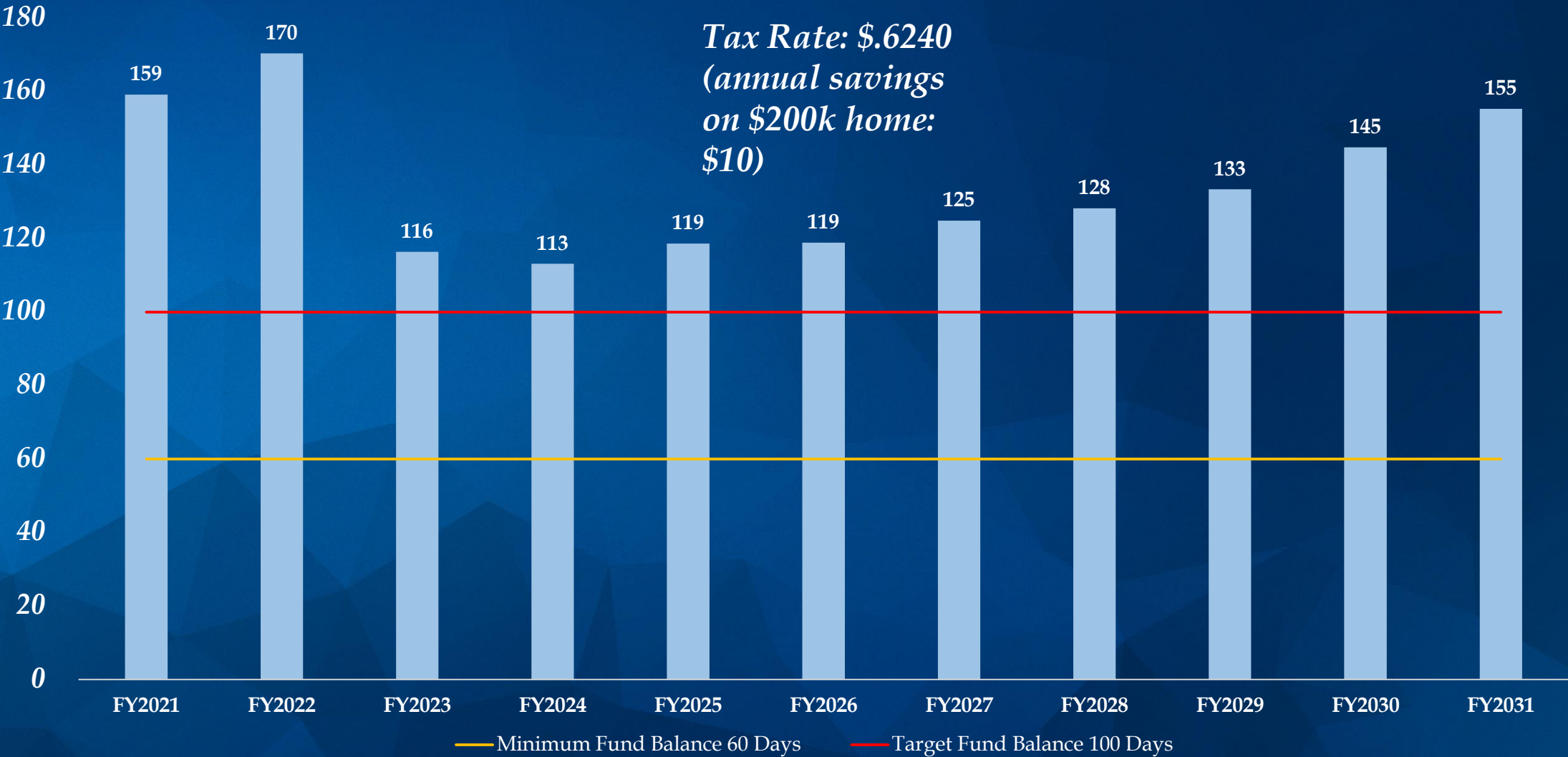
Tax Rate Scenarios



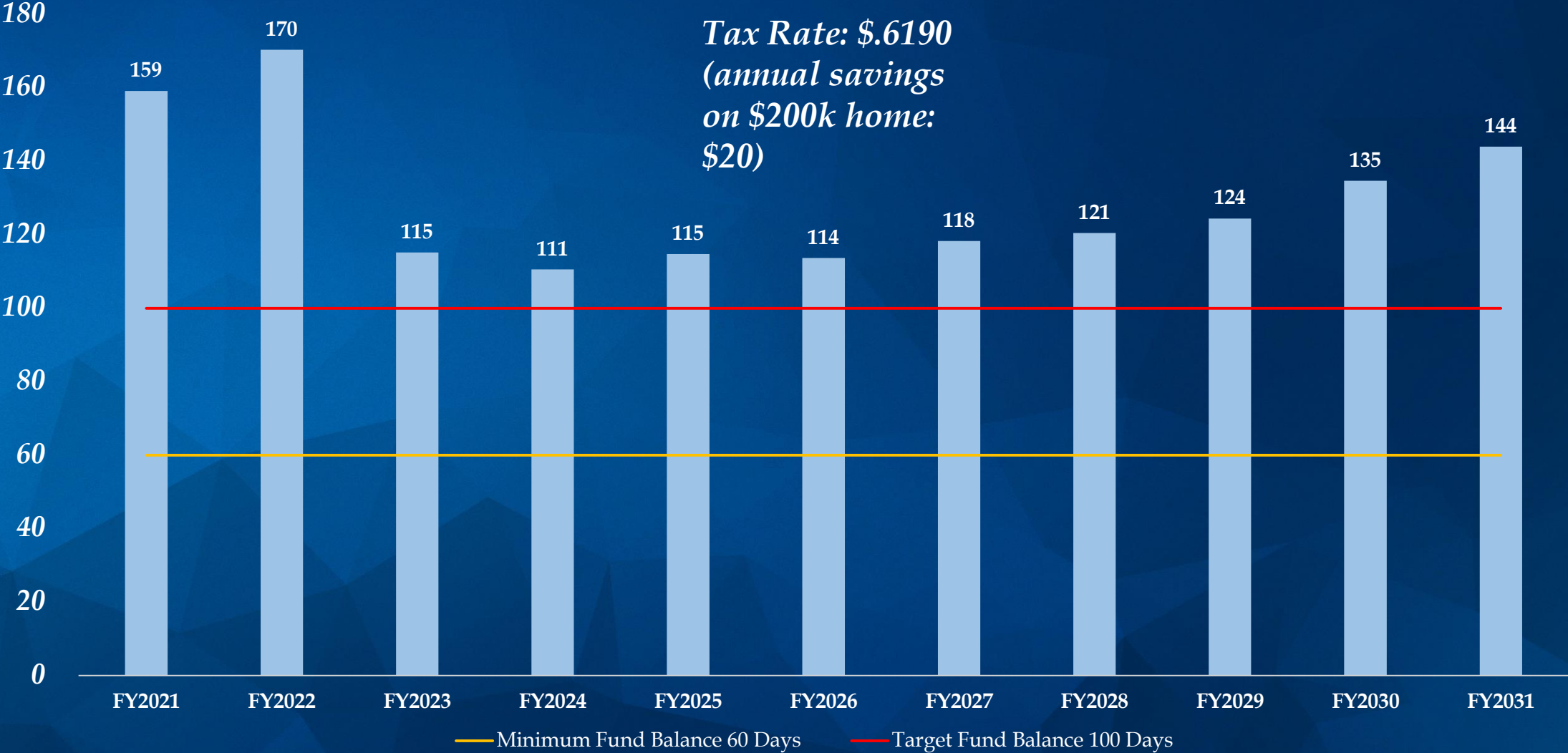
Days of Cash – Ten Year Outlook



Days of Cash – Ten Year Outlook

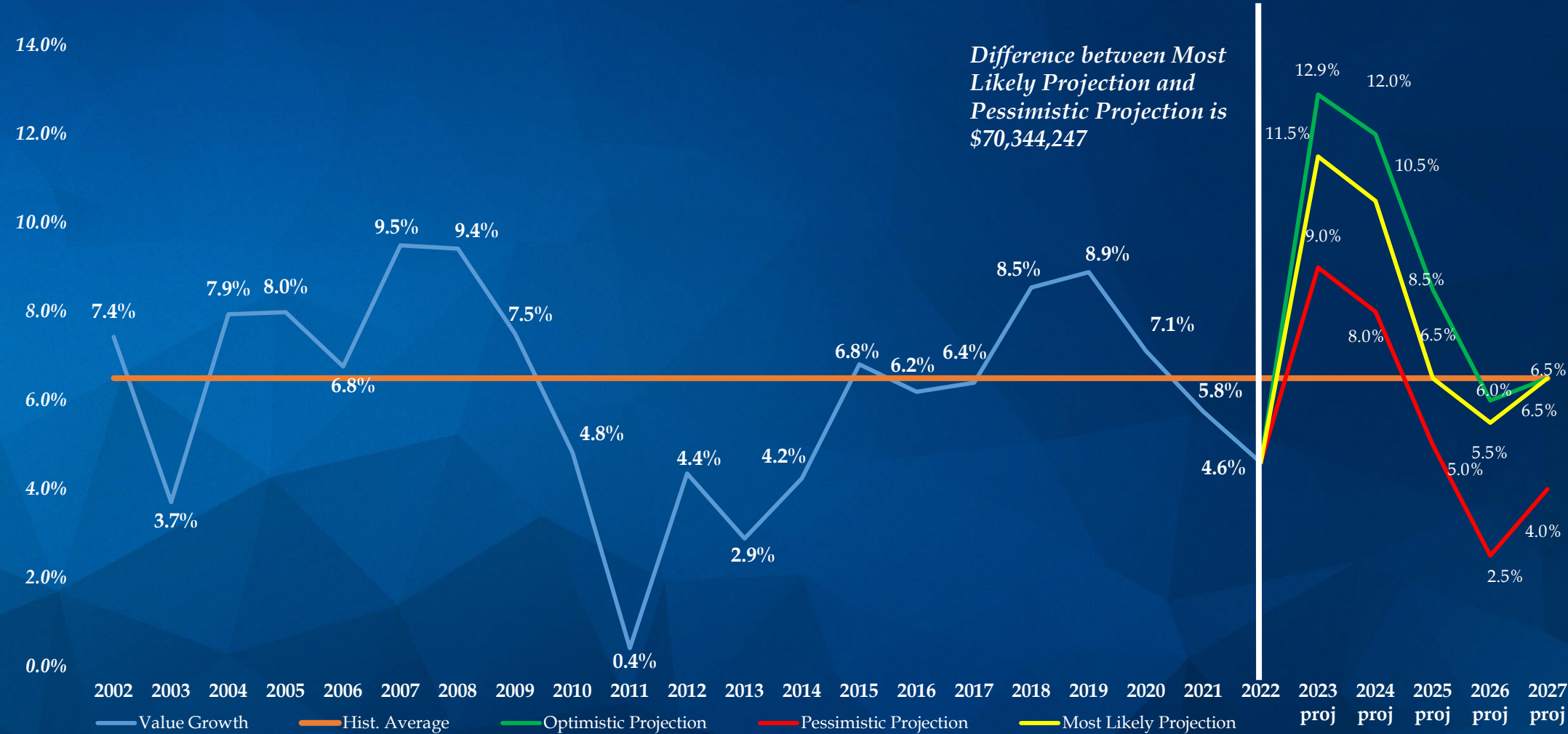


Days of Cash – Ten Year Outlook



Forecast Scenarios – Property Value Growth

(Fiscal Year)



Forecast Scenarios – Sales Tax Growth

(Fiscal Year)





CITY OF BRYAN

The Good Life, Texas Style.™

- ☐ Workshop July 12, 2022
- ☐ Schedule Tax Rate and Budget Hearings –
August 2022
- ☐ Adopt Tax Rate and Budget – September
2022

