

CSISD ENROLLMENT PROJECTIONS

YEAR	ENROLLMENT	% GROWTH
2021-22	14,209	4.0 %
2022-23	14,593	2.7%
2023-24	14,946	2.4%
2024-25	15,310	2.4%
2025-26	15,579	1.8%
2026-27	15,837	1.7%

ELEMENTARY ENROLLMENT PROJECTIONS

SCHOOL	CAPACITY (85-110%)	21/22	22/23	23/24	24/25	25/26	26/27
College Hills	660 (561-726)	575	609	623	613	588	587

ELEMENTARY ENROLLMENT PROJECTIONS

SCHOOL	CAPACITY (85-110%)	21/22	22/23	23/24	24/25	25/26	26/27
College Hills	660 (561-726)	575	609	623	613	588	587
Creek View	640 (544-704)	473	484	492	485	499	509
Forest Ridge	640 (544-704)	539	537	541	562	567	572
Greens Prairie	660 (561-726)	542	570	590	622	662	693
Pebble Creek	620 (527-682)	527	581	640	670	736	786
River Bend	660 (561-726)	525	544	569	581	588	595
Rock Prairie	620 (527-682)	622	638	631	632	637	644
South Knoll	660 (561-726)	610	623	641	653	672	673
SW Valley	660 (561-726)	621	653	692	715	726	737
Spring Creek	660 (561-726)	626	645	679	696	715	707

GRADES 5-8 ENROLLMENT PROJECTIONS

SCHOOL	CAPACITY (85-110%)	21/22	22/23	23/24	24/25	25/26	26/27
--------	-----------------------	-------	-------	-------	-------	-------	-------

INTERMEDIATE SCHOOLS (GRADES 5-6)

Cypress Grove	920 (782-1,012)	541	546	555	596	634	634
Oakwood	920 (782-1,012)	720	702	649	714	756	754
Pecan Trail	925 (786-1,018)	808	840	864	852	877	921

MIDDLE SCHOOLS (GRADES 7-8)

A&M Consol	920 (782-1,012)	710	694	714	708	652	722
College Station	940 (799-1,034)	660	641	590	585	595	628
Wellborn	925 (786-1,018)	843	859	884	924	948	933

HIGH SCHOOL ENROLLMENT PROJECTIONS

SCHOOL	CAPACITY (110%)	21/22	22/23	23/24	24/25	25/26	26/27
A&M Consol	2,350 (2,585)	2,107	2,224	2,310	2,366	2,401	2,398
College Station	1,950 (2,145)	2,076	2,116	2,193	2,247	2,237	2,256


(----- +63 students -----)

COLLEGE VIEW HIGH SCHOOL



New focus for 2022-23

- **Accelerated Academy**
- **Collegiate Academy**
- **Career and Industry Academy**
 - **Fire Science**
 - **Digital Arts / Media Influencer**
 - **Facilities Engineering Technology**
 - **Hotel & Resort Management**





72%
OF CSISD HIGH
SCHOOL STUDENTS
ARE ENROLLED IN AT
LEAST ONE CTE
COURSE



Animal Science

Ag Mechanics

Plant Science

Culinary

Food Processing

**Wildlife &
Fisheries**

**Business &
Accounting**

Ready, Set, Teach!

Graphic Design

Construction

Law Enforcement

Engineering

Computer Science

Cybersecurity

Automotive

**Video Game
Design**


**Family &
Community**

Audio / Visual

Exercise Science

Health Science








SUCCESS:

**EACH LIFE ...
EACH DAY ...
EACH HOUR.**







THANK YOU



csisd.org



facebook.com/csisd



twitter.com/csisd

