

# CHAMBER DAY 2021

## Business Survey Results



**CHAMBER OF COMMERCE**  
BRYAN/COLLEGE STATION

**BRYAN/COLLEGE STATION CHAMBER OF COMMERCE**

**Summary of Statistics - Economy  
Chamber Day 2021**

**Sponsored by Brazos County**

What do you expect our local economy to do?

	2021					2019				
	Responses	Increase	Decrease	Stay the Same	No Answer Given	Responses	Increase	Decrease	Stay the Same	No Answer Given
<b>Total</b>	<b>510</b>	<b>80.59%</b>	<b>3.33%</b>	<b>9.41%</b>	<b>6.67%</b>	<b>943</b>	<b>79.85%</b>	<b>3.92%</b>	<b>11.77%</b>	<b>4.45%</b>
Arts and Culture (Museums)	4	75.00%	0.00%	25.00%	0.00%	8	100.00%	0.00%	0.00%	0.00%
Construction (Concrete, Roofer, Electrician, Builder, etc.)	19	78.95%	0.00%	15.79%	5.26%	42	85.71%	2.38%	4.76%	7.14%
Education	5	100.00%	0.00%	0.00%	0.00%	9	77.78%	11.11%	0.00%	11.11%
Energy (Petroleum Exploration, Fracking, etc)	1	100.00%	0.00%	0.00%	0.00%	10	70.00%	0.00%	20.00%	10.00%
Financial Services (Banks, Brokerages)	29	82.76%	3.45%	6.90%	6.90%	65	76.92%	1.54%	13.85%	7.69%
Government	3	100.00%	0.00%	0.00%	0.00%	8	100.00%	0.00%	0.00%	0.00%
Healthcare and Wellness (includes fitness facilities)	29	86.21%	3.45%	10.34%	0.00%	68	92.65%	1.47%	2.94%	2.94%
Human/Social Services	8	87.50%	0.00%	0.00%	12.50%	15	60.00%	6.67%	6.67%	26.67%
Information Technology (Computers etc.)	1	100.00%	0.00%	0.00%	0.00%	9	100.00%	0.00%	0.00%	0.00%
Manufacturing	10	80.00%	0.00%	0.00%	20.00%	12	91.67%	0.00%	8.33%	4.17%
Real Estate Development	7	85.71%	0.00%	14.29%	0.00%	18	83.33%	5.56%	11.11%	0.00%
Real Estate Development - Management	7	85.71%	0.00%	14.29%	0.00%	13	69.23%	15.38%	15.38%	0.00%
Restaurant/Food & Beverage	93	87.10%	4.30%	3.23%	5.38%	123	81.30%	3.25%	9.76%	5.69%
Retail (Clothing Store, Gas Station, Wal-Mart, etc.)	135	71.85%	5.19%	11.85%	11.11%	268	76.12%	5.97%	14.55%	3.36%
Services - Other (includes hair salons, spas and personal care services)	105	76.19%	3.81%	13.33%	6.67%	165	75.76%	4.85%	16.36%	3.03%
Services, Professional (Attorney,Accountant)	33	84.85%	0.00%	12.12%	3.03%	67	86.57%	0.00%	7.46%	5.97%
Tourism, Hospitality & Recreation (Hotel, Grand Station)	16	100.00%	0.00%	0.00%	0.00%	29	79.31%	3.45%	13.79%	3.45%
Wholesalers	5	100.00%	0.00%	0.00%	0.00%	14	78.57%	0.00%	21.43%	0.00%

**BRYAN/COLLEGE STATION CHAMBER OF COMMERCE**  
**Summary of Statistics - Sales**  
**Chamber Day 2021**  
**Sponsored by Brazos County**

Compared to the previous 12 months, how have sales changed?

	2021					2019				
	Responses	Increase	Decrease	Stay the Same	No Answer Given	Responses	Increased	Decreased	Stayed the same	No answer given
<b>Total</b>	<b>510</b>	<b>45.88%</b>	<b>32.16%</b>	<b>16.47%</b>	<b>5.69%</b>	<b>943</b>	<b>54.61%</b>	<b>13.47%</b>	<b>25.98%</b>	<b>5.94%</b>
Arts and Culture (Museums)	4	25.00%	50.00%	25.00%	0.00%	8	75.00%	12.50%	12.50%	0.00%
Construction (Concrete, Roofer, Electrician, Builder, etc.)	19	47.37%	21.05%	31.58%	0.00%	42	50.00%	14.29%	33.33%	2.38%
Education	5	40.00%	40.00%	0.00%	20.00%	9	66.67%	0.00%	22.22%	11.11%
Energy (Petroleum Exploration, Fracking, etc)	1	0.00%	0.00%	100.00%	0.00%	10	60.00%	10.00%	20.00%	10.00%
Financial Services (Banks, Brokerages)	29	48.28%	17.24%	31.03%	3.45%	65	64.62%	9.23%	20.00%	6.15%
Government	3	0.00%	100.00%	0.00%	0.00%	8	50.00%	12.50%	25.00%	12.50%
Healthcare and Wellness (includes fitness facilities)	29	51.72%	27.59%	13.79%	6.90%	68	58.82%	4.41%	29.41%	7.35%
Human/Social Services	8	50.00%	25.00%	25.00%	0.00%	15	53.33%	6.67%	13.33%	26.67%
Information Technology (Computers etc.)	1	0.00%	100.00%	0.00%	0.00%	9	44.44%	22.22%	33.33%	0.00%
Manufacturing	10	0.00%	70.00%	10.00%	20.00%	12	66.67%	0.00%	25.00%	0.00%
Real Estate Development	7	71.43%	28.57%	0.00%	0.00%	18	72.22%	0.00%	22.22%	5.56%
Real Estate Development - Management	7	85.71%	14.29%	0.00%	0.00%	13	38.46%	30.77%	30.77%	0.00%
Restaurant/Food & Beverage	93	59.14%	27.96%	8.60%	4.30%	123	56.10%	14.63%	24.39%	4.88%
Retail (Clothing Store, Gas Station, Wal-Mart, etc.)	135	48.89%	26.67%	17.04%	7.41%	268	51.12%	17.16%	24.63%	7.09%
Services - Other (includes hair salons, spas and personal care services)	105	38.10%	36.19%	19.05%	6.67%	165	54.55%	15.15%	26.06%	4.24%
Services, Professional (Attorney, Accountant)	33	30.30%	39.39%	27.27%	3.03%	67	55.22%	4.48%	37.31%	2.99%
Tourism, Hospitality & Recreation (Hotel, Grand Station)	16	18.75%	81.25%	0.00%	0.00%	29	41.38%	27.59%	20.69%	10.34%
Wholesalers	5	80.00%	20.00%	0.00%	0.00%	14	50.00%	14.29%	35.71%	0.00%

2

**BRYAN/COLLEGE STATION CHAMBER OF COMMERCE**  
**Summary of Statistics - Life**  
**Chamber Day 2021**  
**Sponsored by Brazos County**

Outside of business, how would you rate the overall quality of life in our community?

	2021						2019					
	Responses	Excellent	Good	Average	Poor	No answer given	Responses	Excellent	Good	Average	Poor	No answer given
<b>Total</b>	<b>510</b>	<b>48.24%</b>	<b>44.90%</b>	<b>4.31%</b>	<b>0.78%</b>	<b>1.76%</b>	<b>943</b>	<b>52.39%</b>	<b>37.75%</b>	<b>7.95%</b>	<b>0.53%</b>	<b>1.38%</b>
Arts and Culture (Museums)	4	75.00%	25.00%	0.00%	0.00%	0.00%	8	62.50%	37.50%	0.00%	0.00%	0.00%
Construction (Concrete, Roofer, Electrician, Builder, etc.)	19	68.42%	26.32%	0.00%	5.26%	0.00%	42	59.52%	33.33%	4.76%	0.00%	2.38%
Education	5	40.00%	60.00%	0.00%	0.00%	0.00%	9	55.56%	33.33%	11.11%	0.00%	0.00%
Energy (Petroleum Exploration, Fracking, etc)	1	100.00%	0.00%	0.00%	0.00%	0.00%	10	60.00%	30.00%	10.00%	0.00%	0.00%
Financial Services (Banks, Brokerages)	29	48.28%	34.48%	10.34%	3.45%	3.45%	65	52.31%	36.92%	10.77%	0.00%	0.00%
Government	3	100.00%	0.00%	0.00%	0.00%	0.00%	8	62.50%	37.50%	0.00%	0.00%	0.00%
Healthcare and Wellness (includes fitness facilities)	29	62.07%	37.93%	0.00%	0.00%	0.00%	68	50.00%	39.71%	4.41%	1.47%	4.41%
Human/Social Services	8	62.50%	25.00%	12.50%	0.00%	0.00%	15	60.00%	33.33%	0.00%	0.00%	6.67%
Information Technology (Computers etc.)	1	0.00%	100.00%	0.00%	0.00%	0.00%	9	44.44%	55.56%	0.00%	0.00%	0.00%
Manufacturing	10	50.00%	40.00%	10.00%	0.00%	0.00%	12	41.67%	58.33%	0.00%	0.00%	0.00%
Real Estate Development	7	71.43%	28.57%	0.00%	0.00%	0.00%	18	61.11%	33.33%	0.00%	5.56%	0.00%
Real Estate Development - Management	7	71.43%	28.57%	0.00%	0.00%	0.00%	13	61.54%	30.77%	7.69%	0.00%	0.00%
Restaurant/Food & Beverage	93	38.71%	50.54%	7.53%	0.00%	3.23%	123	51.22%	38.21%	8.94%	0.81%	0.81%
Retail (Clothing Store, Gas Station, Wal-Mart, etc.)	135	43.70%	48.89%	5.19%	0.00%	2.22%	268	47.01%	40.30%	11.19%	0.37%	1.12%
Services - Other (includes hair salons, spas and personal care services)	105	43.81%	51.43%	0.95%	1.90%	1.90%	165	50.91%	40.61%	6.67%	1.21%	0.61%
Services, Professional (Attorney,Accountant)	33	57.58%	36.36%	6.06%	0.00%	0.00%	67	64.18%	25.37%	7.46%	0.00%	2.99%
Tourism, Hospitality & Recreation (Hotel, Grand Station)	16	56.25%	43.75%	0.00%	0.00%	0.00%	29	65.52%	24.14%	10.34%	0.00%	0.00%
Wholesalers	5	60.00%	40.00%	0.00%	0.00%	0.00%	14	57.14%	42.86%	0.00%	0.00%	0.00%

W

**BRYAN/COLLEGE STATION CHAMBER OF COMMERCE**  
**Summary of Statistics - Employees**  
**Chamber Day 2021**  
**Sponsored by Brazos County**

Do you expect your number of employees to change next year?

	2021					2019				
	Responses	Increase	Decrease	Stay the same	No answer given	Responses	Increase	Decrease	Stay the same	No answer given
<b>Total</b>	<b>510</b>	<b>52.16%</b>	<b>2.35%</b>	<b>41.18%</b>	<b>4.31%</b>	<b>943</b>	<b>48.04%</b>	<b>2.76%</b>	<b>46.98%</b>	<b>2.23%</b>
Arts and Culture (Museums)	4	50.00%	0.00%	50.00%	0.00%	8	62.50%	0.00%	37.50%	0.00%
Construction (Concrete, Roofer, Electrician, Builder, etc.)	19	63.16%	0.00%	31.58%	5.26%	42	52.38%	4.76%	38.10%	4.76%
Education	5	80.00%	0.00%	20.00%	0.00%	9	88.89%	0.00%	11.11%	0.00%
Energy (Petroleum Exploration, Fracking, etc)	1	0.00%	0.00%	100.00%	0.00%	10	50.00%	0.00%	50.00%	0.00%
Financial Services (Banks, Brokerages)	29	37.93%	0.00%	58.62%	3.45%	65	44.62%	3.08%	50.77%	1.54%
Government	3	33.33%	0.00%	66.67%	0.00%	8	12.50%	0.00%	87.50%	0.00%
Healthcare and Wellness (includes fitness facilities)	29	65.52%	0.00%	31.03%	3.45%	68	57.35%	1.47%	38.24%	2.94%
Human/Social Services	8	25.00%	0.00%	75.00%	0.00%	15	26.67%	0.00%	66.67%	6.67%
Information Technology (Computers etc.)	1	0.00%	100.00%	0.00%	0.00%	9	55.56%	0.00%	33.33%	11.11%
Manufacturing	10	80.00%	0.00%	20.00%	0.00%	12	75.00%	0.00%	25.00%	0.00%
Real Estate Development	7	57.14%	0.00%	42.86%	0.00%	18	55.56%	5.56%	33.33%	5.56%
Real Estate Development - Management	7	57.14%	0.00%	28.57%	14.29%	13	61.54%	0.00%	38.46%	0.00%
Restaurant/Food & Beverage	93	66.67%	2.15%	27.96%	3.23%	123	55.28%	0.81%	42.28%	1.63%
Retail (Clothing Store, Gas Station, Wal-Mart, etc.)	135	42.22%	2.96%	46.67%	8.15%	268	41.42%	4.10%	52.61%	1.87%
Services - Other (includes hair salons, spas and personal care services)	105	52.38%	4.76%	39.05%	3.81%	165	46.06%	3.03%	49.09%	1.82%
Services, Professional (Attorney, Accountant)	33	30.30%	0.00%	69.70%	0.00%	67	55.22%	1.49%	38.81%	4.48%
Tourism, Hospitality & Recreation (Hotel, Grand Station)	16	68.75%	0.00%	31.25%	0.00%	29	37.93%	3.45%	58.62%	0.00%
Wholesalers	5	80.00%	0.00%	20.00%	0.00%	14	35.71%	7.14%	46.98%	2.23%

7

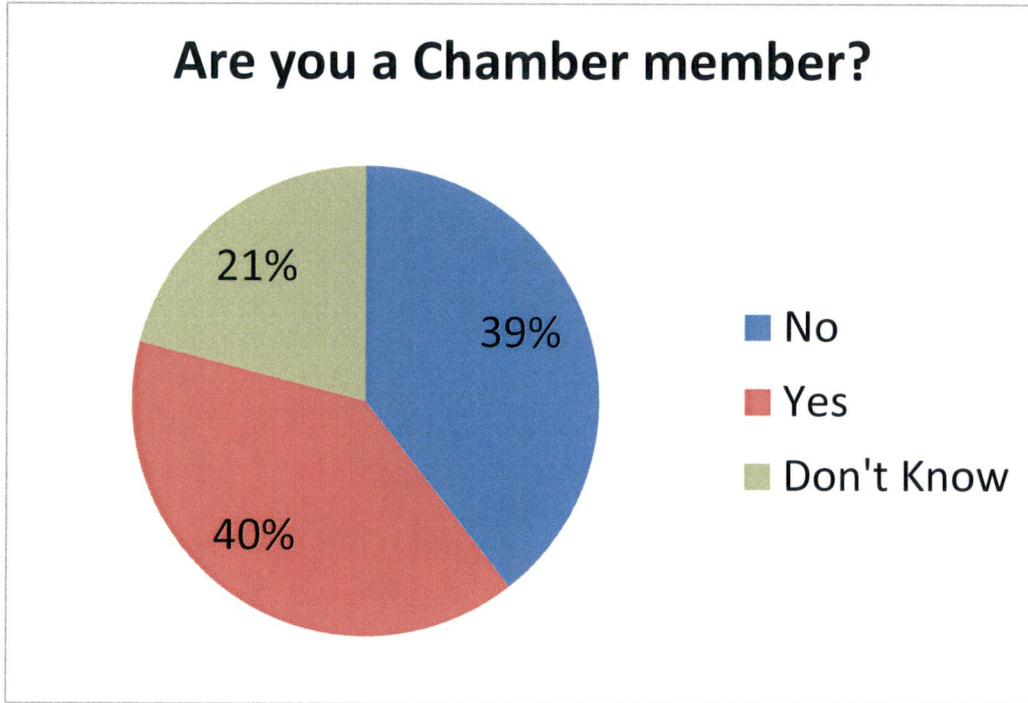
**BRYAN/COLLEGE STATION CHAMBER OF COMMERCE**  
**Summary of Statistics - Applicants**  
**Chamber Day 2021**  
**Sponsored by Brazos County**

How would you rate the quality of qualified applicants in our area for your type of business?

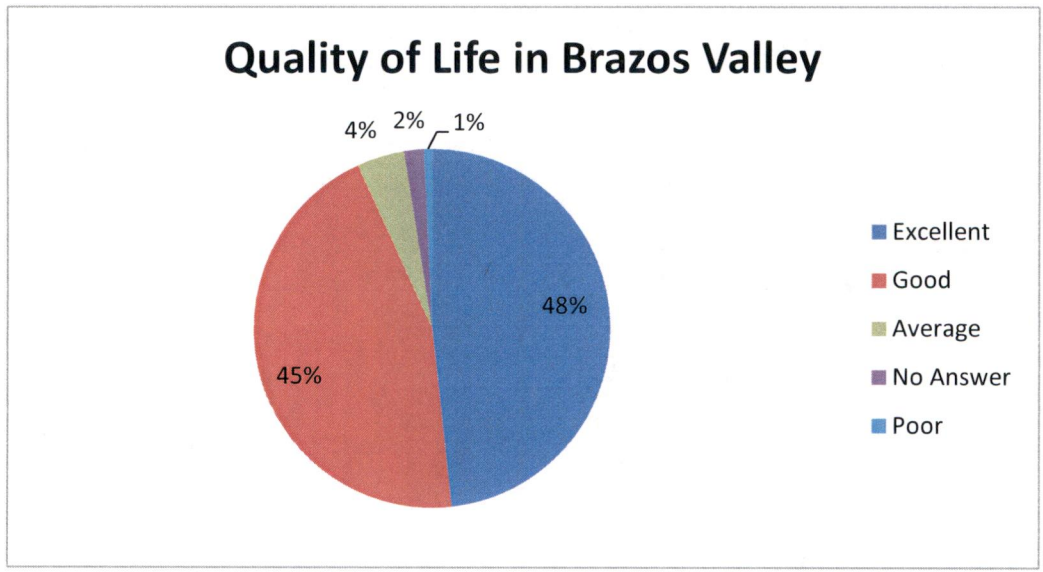
	2021					2019				
	Responses	Good	Average	Poor	No answer given	Responses	Good	Average	Poor	No answer given
<b>Total</b>	<b>510</b>	<b>44.90%</b>	<b>30.59%</b>	<b>13.14%</b>	<b>11.37%</b>	<b>943</b>	<b>43.90%</b>	<b>33.83%</b>	<b>13.68%</b>	<b>8.59%</b>
Arts and Culture (Museums)	4	100.00%	0.00%	0.00%	0.00%	8	87.50%	0.00%	0.00%	12.50%
Construction (Concrete, Roofer, Electrician, Builder, etc.)	19	57.89%	26.32%	10.53%	5.26%	42	42.86%	28.57%	19.05%	9.52%
Education	5	20.00%	20.00%	40.00%	20.00%	9	33.33%	33.33%	22.22%	11.11%
Energy (Petroleum Exploration, Fracking, etc)	1	100.00%	0.00%	0.00%	0.00%	10	50.00%	10.00%	30.00%	10.00%
Financial Services (Banks, Brokerages)	29	37.93%	41.38%	10.34%	10.34%	65	36.92%	47.69%	4.62%	10.77%
Government	3	100.00%	0.00%	0.00%	0.00%	8	87.50%	0.00%	0.00%	12.50%
Healthcare and Wellness (includes fitness facilities)	29	41.38%	41.38%	13.79%	3.45%	68	63.24%	17.65%	8.82%	10.29%
Human/Social Services	8	75.00%	12.50%	0.00%	12.50%	15	53.33%	26.67%	0.00%	20.00%
Information Technology (Computers etc.)	1	100.00%	0.00%	0.00%	0.00%	9	55.56%	22.22%	22.22%	0.00%
Manufacturing	10	40.00%	20.00%	20.00%	20.00%	12	25.00%	50.00%	16.67%	8.33%
Real Estate Development	7	85.71%	0.00%	0.00%	14.29%	18	83.33%	16.67%	0.00%	0.00%
Real Estate Development - Management	7	100.00%	0.00%	0.00%	0.00%	13	69.23%	23.08%	0.00%	7.69%
Restaurant/Food & Beverage	93	47.31%	36.56%	10.75%	5.38%	123	41.46%	45.53%	8.94%	4.07%
Retail (Clothing Store, Gas Station, Wal-Mart, etc.)	135	42.96%	28.89%	11.11%	17.04%	268	39.55%	35.82%	16.04%	8.58%
Services - Other (includes hair salons, spas and personal care services)	105	39.05%	35.24%	16.19%	9.52%	165	37.58%	30.91%	23.03%	8.48%
Services, Professional (Attorney, Accountant)	33	42.42%	21.21%	9.09%	27.27%	67	40.30%	37.31%	7.46%	14.93%
Tourism, Hospitality & Recreation (Hotel, Grand Station)	16	12.50%	31.25%	56.25%	0.00%	29	48.28%	37.93%	10.34%	3.45%
Wholesalers	5	60.00%	20.00%	0.00%	20.00%	14	50.00%	21.43%	21.43%	7.14%

5

No	201
Yes	202
Don't Know	107
<b>Grand Total</b>	<b>510</b>

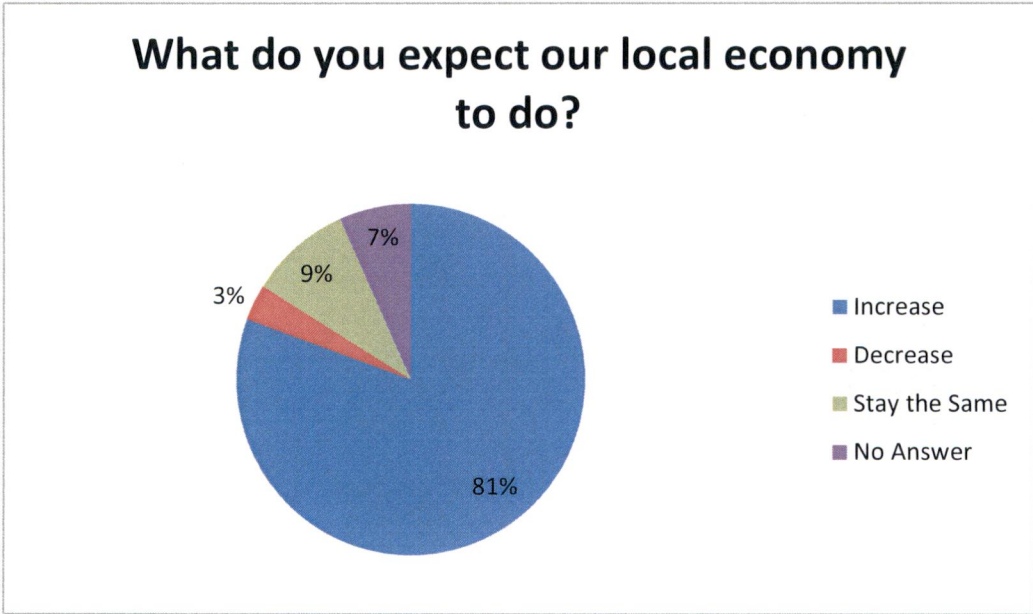


Excellent	246
Good	229
Average	22
No Answer	9
Poor	4
<b>Total</b>	<b>510</b>



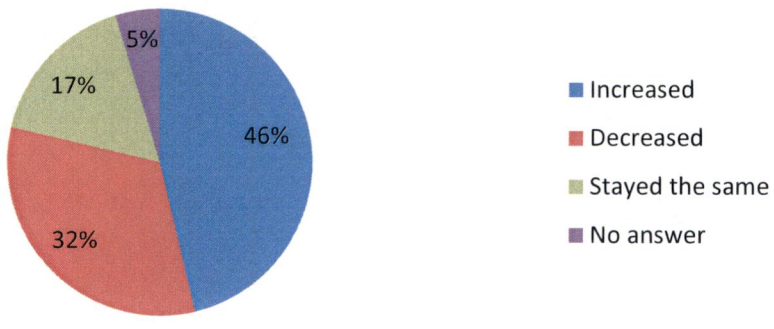


Increase	411
Decrease	17
Stay the Same	48
No Answer	34
<b>Total</b>	<b>510</b>



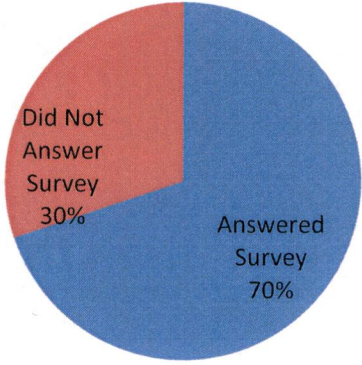
Increased	234
Decreased	164
Stayed the same	84
No answer	24
<b>Total</b>	<b>510</b>

**Compared to the last 12 months, how have your sales changed?**



Answered Survey	510
Did Not Answer Survey	220
Grand Total	730

### Total Businesses Visited



Have you applied for and received COVID related government assistance or grants?

	<b>Responses</b>	<b>Yes</b>	<b>No</b>
<b>Total</b>	510	216	294
<b>Arts and Culture (Museums)</b>	4	75.00%	25.00%
<b>Construction (Concrete, Roofer, Electrician, Builder, etc.)</b>	19	36.84%	63.16%
<b>Education</b>	5	80.00%	20.00%
<b>Energy (Petroleum Exploration, Fracking, etc)</b>	1	0.00%	100.00%
<b>Financial Services (Banks, Brokerages)</b>	29	13.79%	86.21%
<b>Government</b>	3	100.00%	0.00%
<b>Healthcare and Wellness (includes fitness facilities)</b>	29	62.07%	37.93%
<b>Human/Social Services</b>	8	37.50%	62.50%
<b>Information Technology (Computers etc.)</b>	1	100.00%	0.00%
<b>Manufacturing</b>	10	50.00%	50.00%
<b>Real Estate Development</b>	7	42.86%	57.14%
<b>Real Estate Development - Management</b>	7	42.86%	57.14%
<b>Restaurant/Food &amp; Beverage</b>	93	51.61%	48.39%
<b>Retail (Clothing Store, Gas Station, Wal-Mart, etc.)</b>	135	31.85%	68.15%
<b>Services - Other (includes hair salons, spas and personal care services)</b>	105	37.14%	62.86%
<b>Services, Professional (Attorney, Accountant)</b>	33	54.55%	45.45%
<b>Tourism, Hospitality &amp; Recreation (Hotel, Grand Station)</b>	16	81.25%	18.75%
<b>Wholesalers</b>	5	20.00%	80.00%

What impact did COVID have on your business in 2020?

	Responses	Increase	Decrease	Stay the same	No answer given
<b>Total</b>	510	20.98%	56.08%	15.88%	7.06%
<b>Arts and Culture (Museums)</b>	4	50.00%	50.00%	0.00%	0.00%
<b>Construction (Concrete, Roofer, Electrician, Builder, etc.)</b>	19	26.32%	47.37%	26.32%	0.00%
<b>Education</b>	5	20.00%	40.00%	40.00%	0.00%
<b>Energy (Petroleum Exploration, Fracking, etc)</b>	1	0.00%	0.00%	100.00%	0.00%
<b>Financial Services (Banks, Brokerages)</b>	29	31.03%	31.03%	34.48%	3.45%
<b>Government</b>	3	0.00%	100.00%	0.00%	0.00%
<b>Healthcare and Wellness (includes fitness facilities)</b>	29	17.24%	55.17%	24.14%	3.45%
<b>Human/Social Services</b>	8	50.00%	25.00%	12.50%	12.50%
<b>Information Technology (Computers etc.)</b>	1	0.00%	100.00%	0.00%	0.00%
<b>Manufacturing</b>	10	10.00%	70.00%	10.00%	10.00%
<b>Real Estate Development</b>	7	42.86%	28.57%	28.57%	0.00%
<b>Real Estate Development Management</b>	7	57.14%	28.57%	0.00%	14.29%
<b>Restaurant/Food &amp; Beverage</b>	93	17.20%	61.29%	9.68%	11.83%
<b>Retail (Clothing Store, Gas Station, Wal-Mart, etc.)</b>	135	27.41%	53.33%	9.63%	9.63%
<b>Services - Other (includes hair salons, spas and personal care services)</b>	105	12.38%	62.86%	19.05%	5.71%
<b>Services, Professional (Attorney, Accountant)</b>	33	9.09%	57.58%	30.30%	3.03%
<b>Tourism, Hospitality &amp; Recreation (Hotel, Grand Station)</b>	16	6.25%	93.75%	0.00%	0.00%
<b>Wholesalers</b>	5	60.00%	40.00%	0.00%	0.00%

How would you rate your business recovery from COVID in 2021?

	Responses	Increase	Decrease	Stay the same	No answer given
<b>Total</b>	510	71.96%	3.33%	16.86%	7.84%
<b>Arts and Culture (Museums)</b>	4	50.00%	0.00%	50.00%	0.00%
<b>Construction (Concrete, Roofer, Electrician, Builder, etc.)</b>	19	78.95%	5.26%	15.79%	0.00%
<b>Education</b>	5	80.00%	0.00%	0.00%	20.00%
<b>Energy (Petroleum Exploration, Fracking, etc)</b>	1	0.00%	0.00%	100.00%	0.00%
<b>Financial Services (Banks, Brokerages)</b>	29	72.41%	3.45%	24.14%	0.00%
<b>Government</b>	3	100.00%	0.00%	0.00%	0.00%
<b>Healthcare and Wellness (includes fitness facilities)</b>	29	79.31%	3.45%	17.24%	0.00%
<b>Human/Social Services</b>	8	87.50%	0.00%	0.00%	12.50%
<b>Information Technology (Computers etc.)</b>	1	0.00%	0.00%	100.00%	0.00%
<b>Manufacturing</b>	10	80.00%	10.00%	0.00%	10.00%
<b>Real Estate Development</b>	7	71.43%	0.00%	28.57%	0.00%
<b>Real Estate Development - Management</b>	7	71.43%	0.00%	28.57%	0.00%
<b>Restaurant/Food &amp; Beverage</b>	93	74.19%	1.08%	16.13%	8.60%
<b>Retail (Clothing Store, Gas Station, Wal-Mart, etc.)</b>	135	70.37%	2.96%	14.81%	11.85%
<b>Services - Other (includes hair salons, spas and personal care services)</b>	105	65.71%	1.90%	20.95%	11.43%
<b>Services, Professional (Attorney, Accountant)</b>	33	69.70%	9.09%	18.18%	3.03%
<b>Tourism, Hospitality &amp; Recreation (Hotel, Grand Station)</b>	16	87.50%	12.50%	0.00%	0.00%
<b>Wholesalers</b>	5	80.00%	20.00%	0.00%	0.00%