

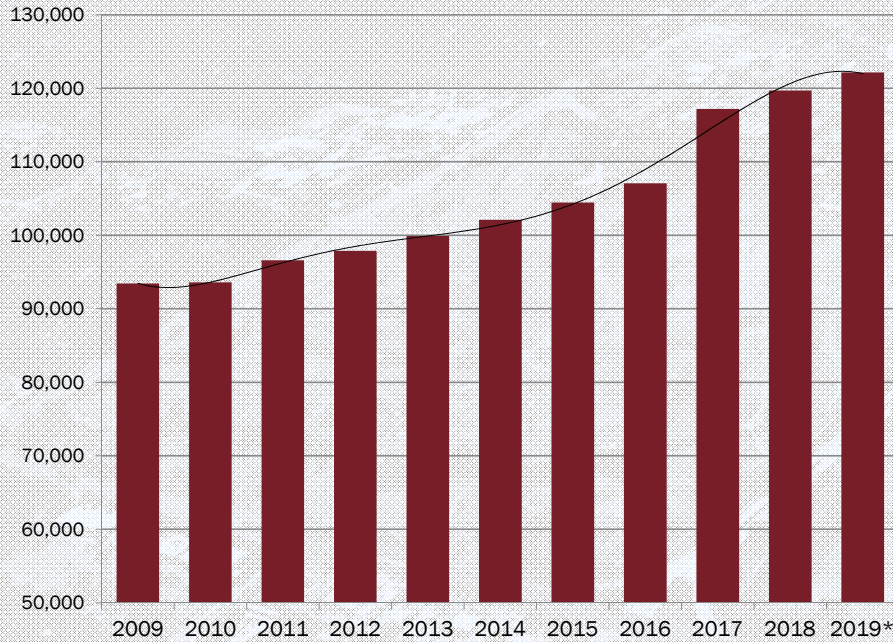
City of College Station FY 19-20 Proposed Budget Overview

August 12, 2019 to August 14, 2019

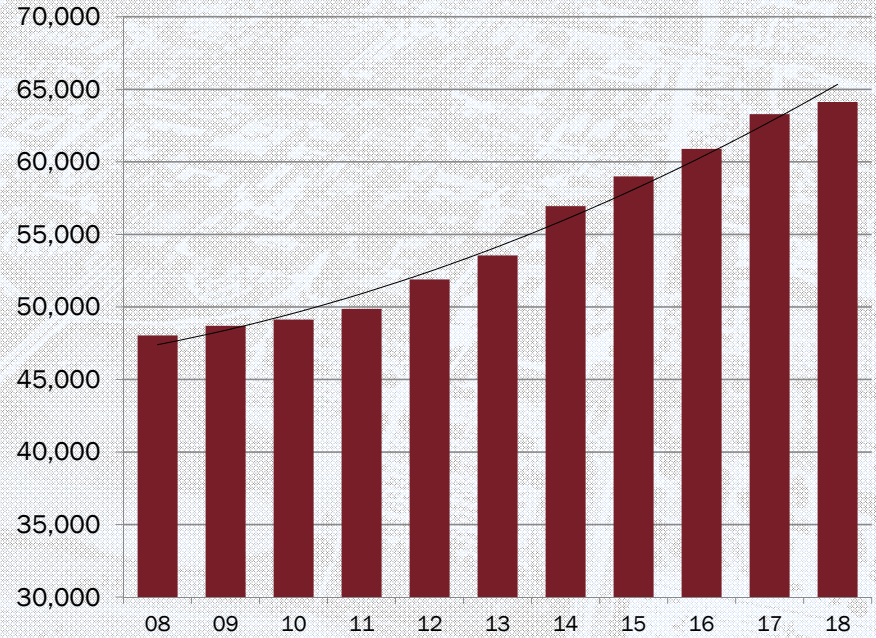


Where We've Been – Population Growth

POPULATION

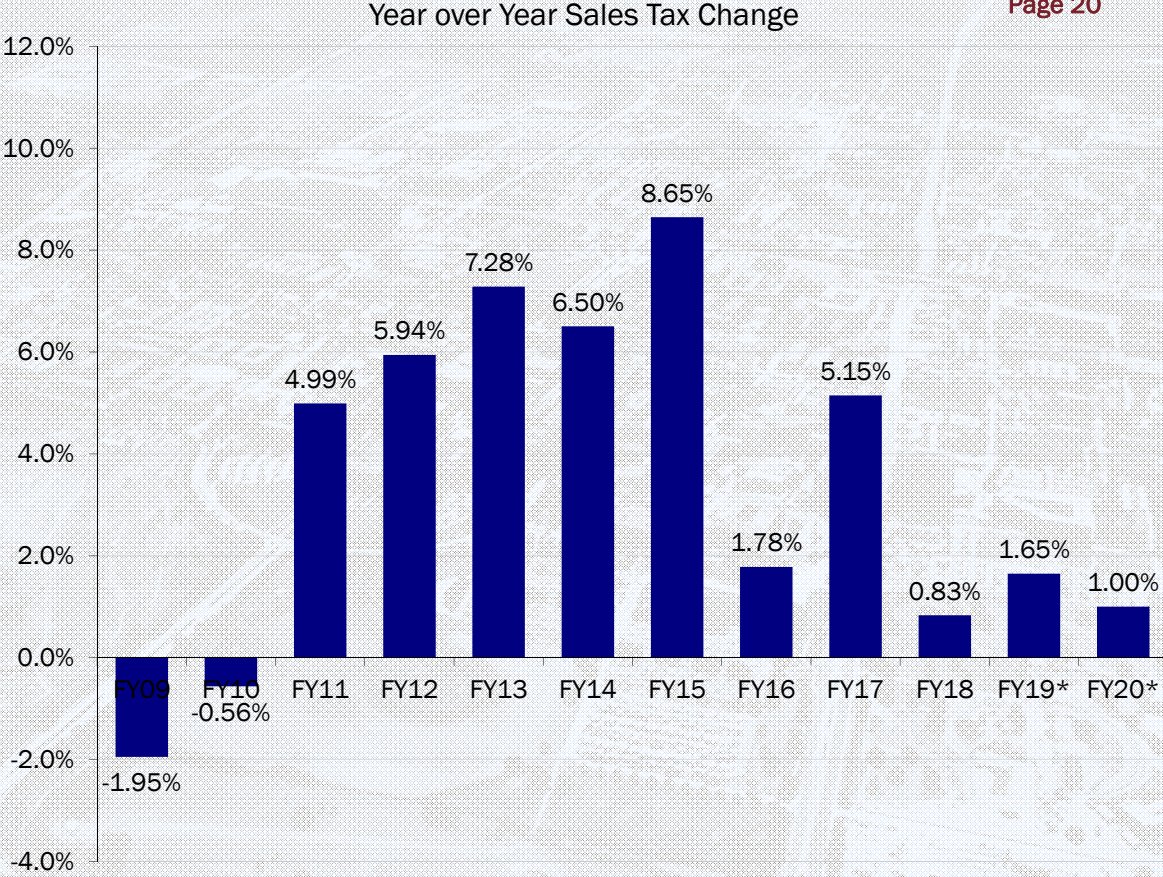


STUDENT ENROLLMENT



Where We've Been – Sales Tax

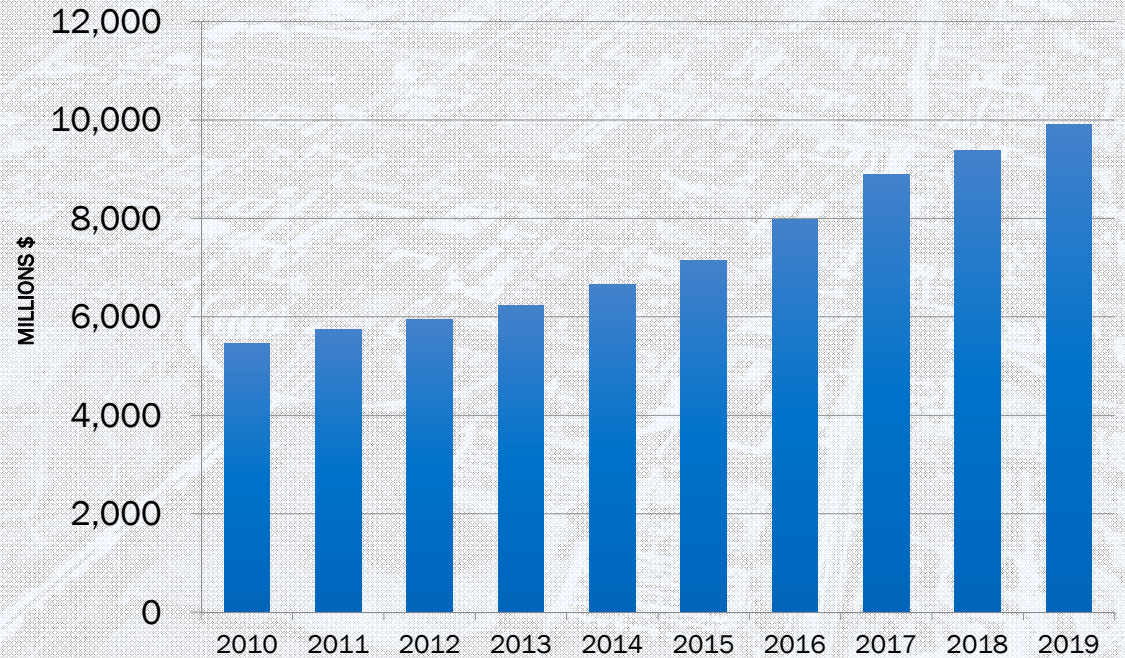
- Sales tax primary source of revenue since FY15 at 37.4%
- Sales tax revenue more **unpredictable source of Revenue**
- FY19 Sales Tax is projected to fall below budget



Where We've Been – Property Valuations

- Total Taxable Value in the City has increased an average of **6.91%** since 2011
 - 2016 and 2017 had increases of over 11%
- Exempt Value has increased an average of **11.13%** since 2011
 - 2012, 2013 and 2016 had increases of over 13.5%
 - 2018 had an increase of over 30.2%

City of College Station Ad Valorem Valuations



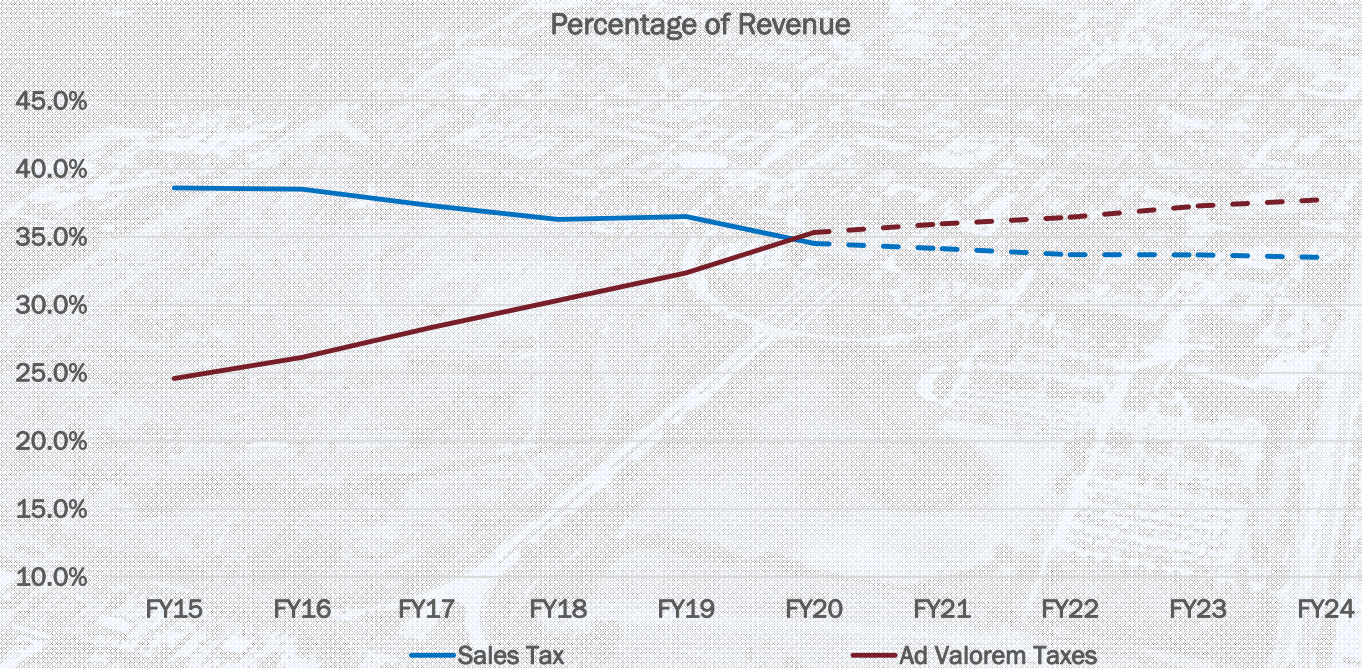
Proposed Property Tax Rate

	<u>Current Rate</u>	<u>Change</u>	<u>Proposed FY20</u>
Debt Service Fund	22.0339	0.1105	22.1444
General Fund	28.5502	2.7672	31.3174
	50.5841	2.8777	53.4618
Effective Rate	47.8968	1.6789	49.5757
Rollback Rate	52.2313	1.2305	53.4618

*Rates above are stated cents per \$100 assessed valuation



Where We're Going – Sales Tax & Ad Valorem Tax

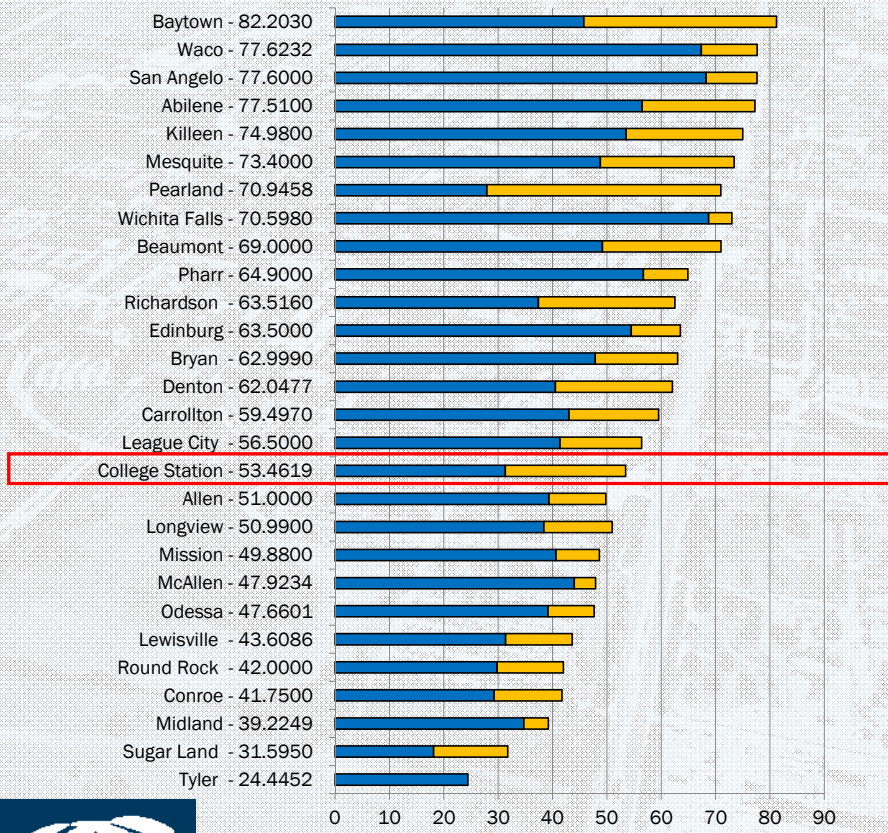


Where We Are – Total Tax Rate Comparison

- Compared our proposed rate to 28 Cities with Population between 75,000 and 150,000
- College Station’s Proposed Total Tax Rate would rank in the middle 3rd (12th from the lowest)
- 57% of the Cities would have a higher tax rate than College Station
- The City of Bryan’s tax rate would still exceed College Stations by 9.5371 cents per \$100 of assessed valuation

City of College Station FY2020 Proposed Ad Valorem Tax Rate Comparison of Texas Cities with a Population 75,000 to 150,000

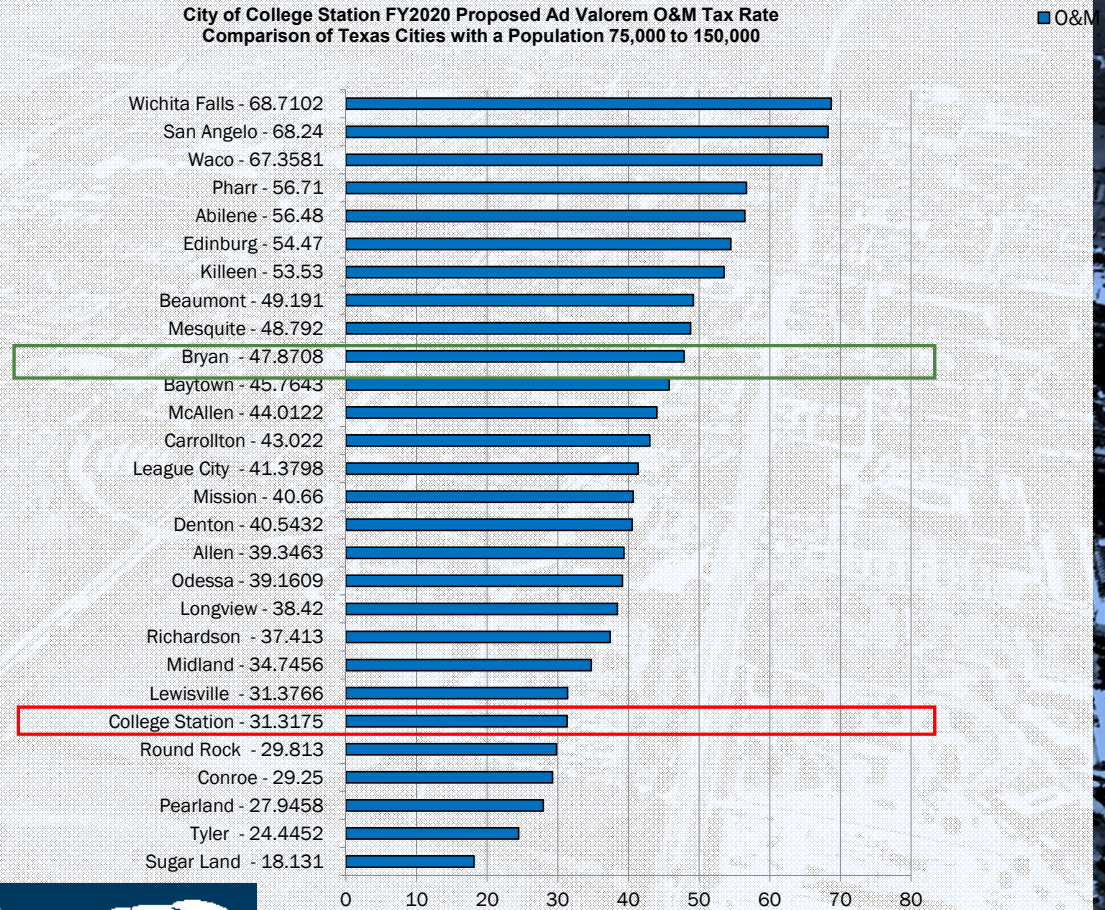
■ O&M
■ Debt



Where We Are – O&M Tax Rate Comparison

- College Station’s Proposed O&M or Operational Tax Rate would rank in the bottom 3rd (6th from the lowest)
- 79% of the Cities would have a higher tax rate than College Station
- The City of Bryan’s O&M tax rate would still exceed College Stations by 16.5533 cents per \$100 of assessed valuation

City of College Station FY2020 Proposed Ad Valorem O&M Tax Rate
Comparison of Texas Cities with a Population 75,000 to 150,000



Where We've Been – Departmental Expenditures

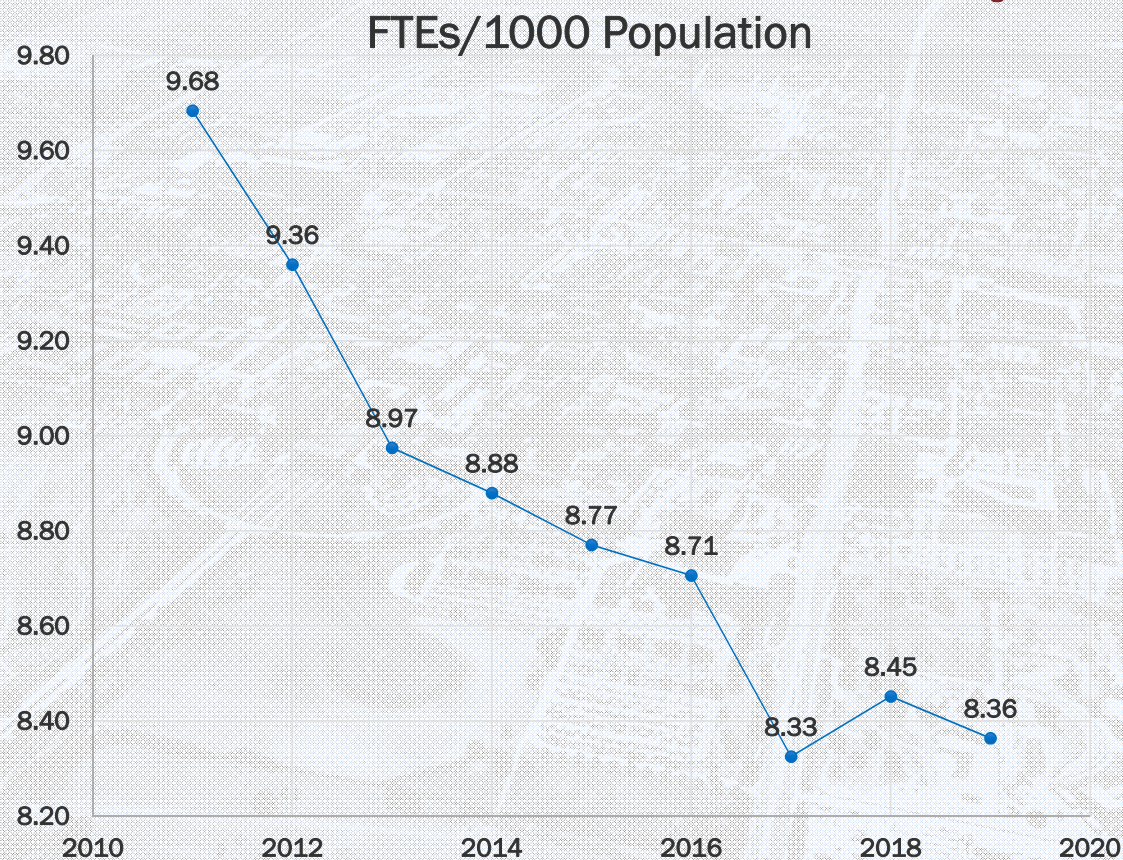
- In 2009 – **Police and Fire** made up **35.3%** of the total amount spent in the General Fund
- In 2019 – **Police and Fire** will make up **51.1%** of General Fund Expenditures
- Capitalization of costs related to construction of assets in Public Works and reductions in General Government and Parks have contributed to the switch

Expenditures by Department Category

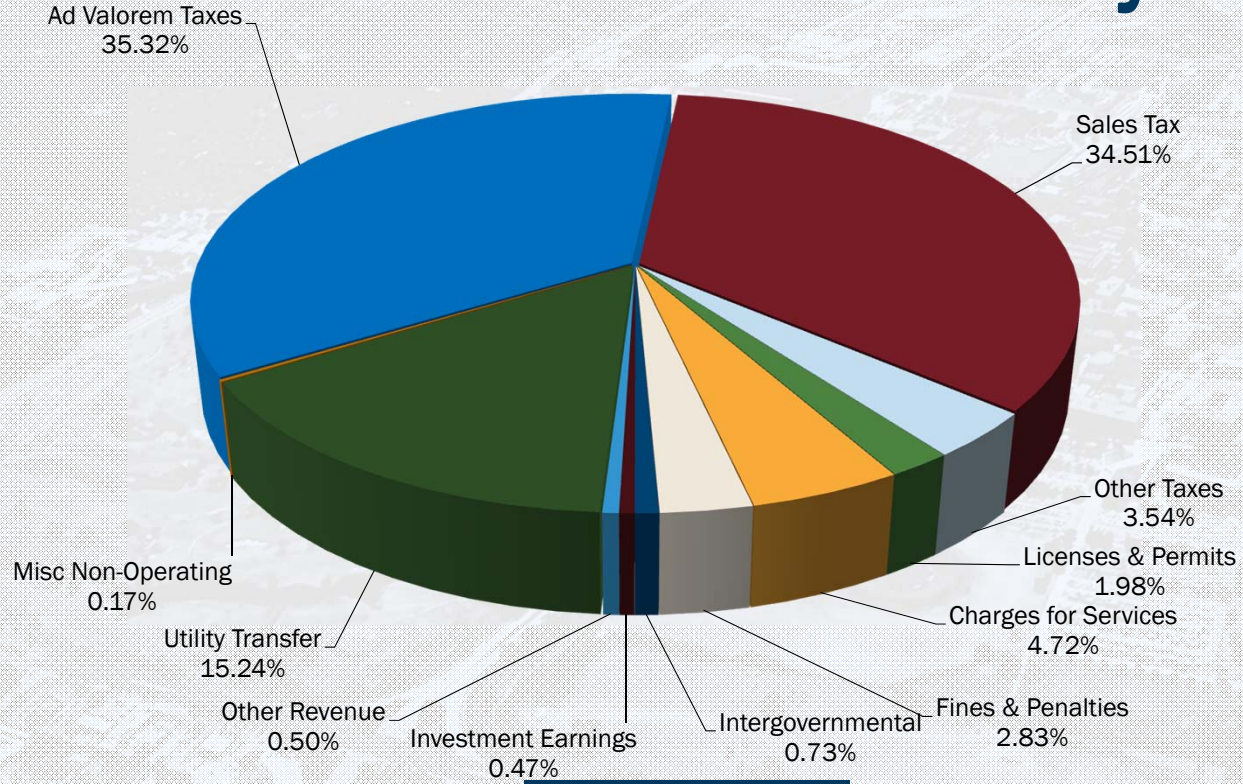


Where We've Been - FTEs

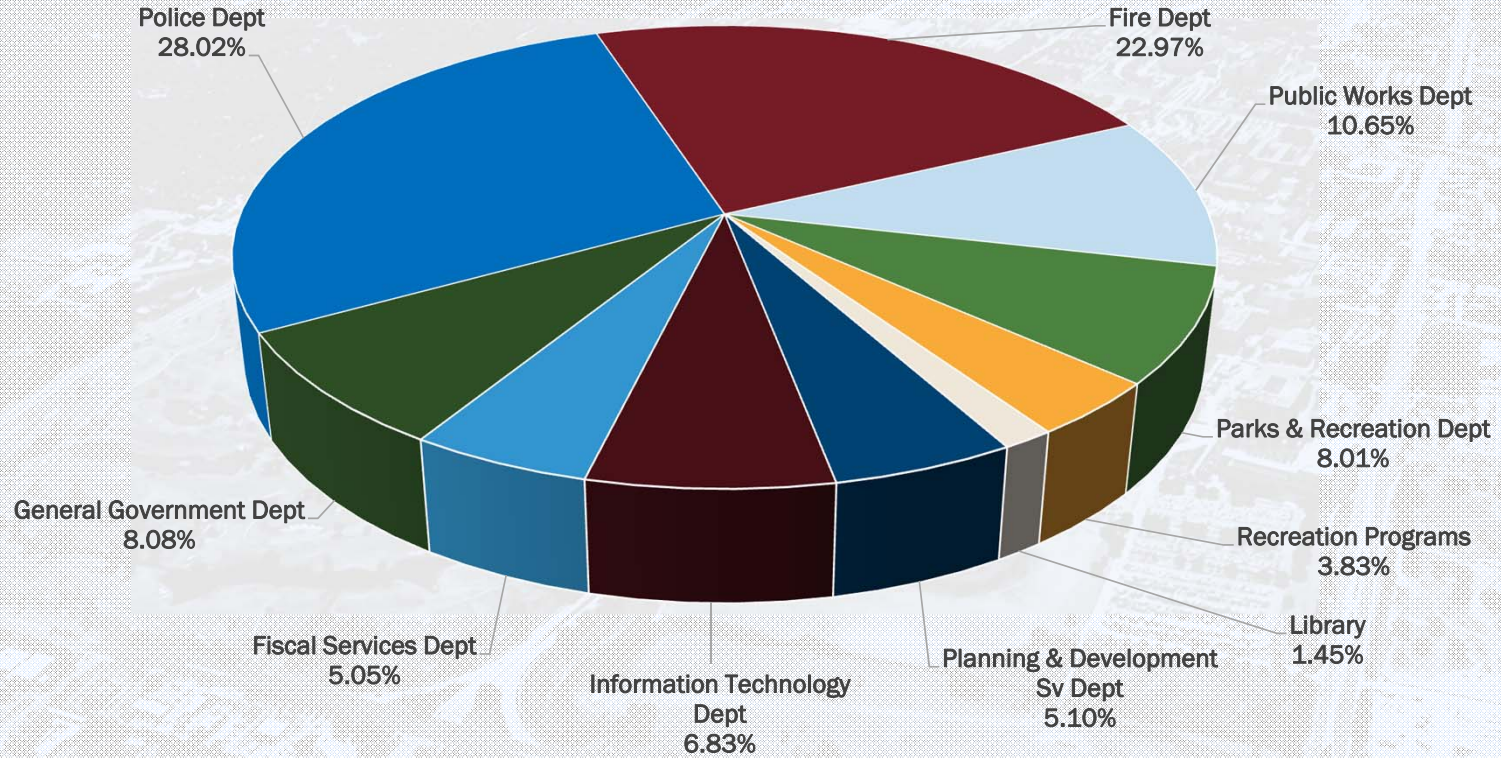
- Salaries and Benefits comprise approximately **73.5%** of all of the expenditures in the General Fund
- The number of people in Municipal service in 2011 was **9.68** per every 1,000 citizens
- The number of people in Municipal service at the City in 2019 has declined by 1.32 people to **8.36** per every 1,000 citizens



General Fund Revenue Summary



General Fund Expenditure Summary



Impact on a Single Family Home

- Average Home Price in College Station = **\$280,098**
- The City of Bryan's Tax Rate will remain unchanged, but it is higher already than College Station's by **9.5371 cents per \$100 of assessed valuation**
- CSISD property tax rate will be decreasing, but the exact percentage has not yet been verified
- Brazos County tax rate is an increase of **\$.0125 per \$100 of assessed valuation to a proposed rate of \$0.4975**

	Proposed Tax Rate	Effective Tax Rate	Annual Increase (Decrease)
Home Value	280,098	280,098	
Divided by 100	100	100	
Base Home Value	2,801	2,801	-
Tax Rate	\$ 0.534618	\$ 0.495757	\$ 0.038861
City Tax on Valuation	\$ 1,497.45	\$ 1,388.61	\$ 108.85
Percentage increase for FY20			7.84%

