






Facility Condition Assessment Update

Bryan Independent School District // Bryan, Texas

May 30, 2019



**CHILDREN FIRST.
ALWAYS.**



Bryan Independent School District
Facility Assessment Update
May 30, 2019

Prepared for: Bryan Independent School District
801 S. Ennis Street
Bryan, Texas 77803

Prepared by: PBK Architects, Inc.
11 Greenway Plaza, 22nd Floor
Houston, Texas 77046

Published by PBK Architects, Inc.
11 Greenway Plaza, 22nd Floor
Houston, Texas 77046
(713) 965-0608
Web site: www.pbk.com

©2019 by PBK Architects, Inc.
All rights reserved, Published 2019
Printed in the United States of America

No part of this publication may be reproduced or distributed in any form or by any means or stored in a database or retrieval system without prior written permission from Bryan Independent School District.

PREFACE

ACKNOWLEDGEMENTS

On behalf of our entire team, we wish to express our sincere appreciation to the Bryan Independent School District for the opportunity to participate in the District-wide Facility Condition Assessment Update Project (2018-19).

We also extend our utmost gratitude to the Bryan ISD Board of Trustees, Superintendent, Senior Administrators, Department Leadership, School Principals and other Staff Members that actively participated in meetings and planning sessions; assisted with data collection and review; and provided District and facility-specific information, insight, and expertise. Their commitment and contributions significantly contributed to success of the endeavor.



Ron Bailey, AIA
Partner
PBK Architects, Inc.



Mike Ghormley
Director
PBK Architects, Inc.



Rachel White, RA, LEED AP BD+C
Project Manager // Architect
PBK Architects, Inc.

BRYAN ISD BOARD OF TRUSTEES

Mark McCall.....	President, At-Large Place 7
Dr. Julie Harlin.....	Vice President, Single Member District 2
Felicia Boxley.....	Secretary, Single Member District 1
David Stasny.....	Member, At-Large Place 6
Dr. Douglas Wunneburger.....	Member, Single Member District 5
Ruthie Waller.....	Member, Single Member District 4
William Moore.....	Member, Single Member District 3

BRYAN ISD DISTRICT LEADERSHIP

Dr. Christie Whitbeck.....	Superintendent
Ginger Carrabine.....	Chief of Staff
Dr. Barbara Ybarra.....	Associate Superintendent of Teaching & Learning
Kevin Beesaw.....	Assistant Superintendent of Business Services
Carol Cune.....	Executive Director of Human Resources & Administration
Matthew LeBlanc.....	Executive Director of Communications & Public Affairs
Lance Angel.....	Executive Director of Student Health, Fitness & Athletics
Crystal Goodman.....	Executive Director of School Leadership
Dr. Bryan Merrell.....	Executive Director of School Leadership
Julea Johnson.....	Executive Director of Technology & Transportation
Dr. Leslie Holtkamp.....	Director of Curriculum & Instruction
Christina Richardson.....	Director of Advanced Academics
David Reynolds.....	Director of Career & Technical Education (CTE)
Kate Patterson.....	Director of Special Education
Dr. Wanda Baker.....	Director of Bilingual Education
Lance Angel.....	Director of Student Health, Fitness & Athletics
Patrick Corbett.....	Director of Fine Arts
Sundy Fryrear.....	Director of School Nutrition Services & Operations
Donna Willett.....	Director of Counseling Services
Steve Peterson.....	Director of Maintenance & Operations
Paul Buckner.....	Energy & Construction Project Manager

BRYAN ISD SCHOOL PRINCIPALS

Lane Buban.....	Principal, Travis B. Bryan High School
Tommy Roberts.....	Principal, Bryan Collegiate High School
Michael Watts.....	Principal, MC Harris School
Mario Bye.....	Principal, James Earl Rudder High School
Shannon McGehee.....	Principal, Arthur L Davila Middle School
Rachel Layton.....	Principal, Stephen F. Austin Middle School
Cody Satterfield.....	Principal, Jane Long Intermediate School
Justin Smith.....	Principal, Sam Rayburn Intermediate School
Gloria Garcia Rhodes.....	Principal, Bonham Elementary School
Bridget Cooper.....	Principal, Alton Bowen Elementary School
Dr. Karen Kaspar.....	Principal, Mary Branch Elementary School
Debi Ehrhardt.....	Principal, Crockett Elementary School
Becky Ryberg.....	Principal, Fannin Elementary School
Danielle Legg.....	Principal, Henderson Elementary School
Mandy Wells.....	Principal, Sam Houston Elementary School
JoLyn Bricker.....	Principal, Johnson Elementary School
Linda Montoya.....	Principal, Anson Jones Elementary School
Alison Boggan.....	Principal, Kemp-Carver Elementary School
Donna Wallace.....	Principal, Mitchell Elementary School
Sara Rueda.....	Principal, Navarro Elementary School
Juanita Collins.....	Principal, Neal Elementary School
Kristina Brunson.....	Principal, Sul Ross Elementary School

BRYAN ISD FACILITY ASSESSMENT & MASTER PLANNING CONSULTING TEAM

Ron Bailey.....	Partner, PBK
Mike Ghormley.....	Director, PBK
Rachel White, RA, LEED AP BD+C.....	Project Manager, Architect PBK
Blanca Soto.....	Project Architect, PBK
Jessica Leonetti Clark.....	Assistant Director, PBK
Amanda Ruja-Bean.....	Program Manager, PBK

This page intentionally left blank.

TABLE OF CONTENTS

GENERAL INFORMATION

INTRODUCTION	1
KEY MAP	2
FACILITIES ASSESSED	3
SCHOOL CAPACITIES AND ENROLLMENT	5
High Schools.....	5
Middle Schools & Intermediate Schools.....	6
Elementary Schools.....	9
ASSESSMENT CODE INDEX	13
DISTRICT ASSESSMENT TOTALS	14
Discipline Totals.....	14
Facility Totals.....	16

FACILITY REPORTS

HIGH SCHOOLS	23
High School Key Map.....	23
Travis B. Bryan High School.....	25
Bryan Collegiate High School.....	41
MC Harris High School.....	49
MC Harris Annex.....	57
James Earl Rudder High School.....	65
MIDDLE SCHOOLS	75
Middle School Key Map.....	75
Stephen F. Austin Middle School.....	77
Arthur L. Davila Middle School.....	87
INTERMEDIATE SCHOOLS	95
Intermediate School Key Map.....	95
Jane Long Intermediate School.....	97
Sam Rayburn Intermediate School.....	105

TABLE OF CONTENTS

ELEMENTARY SCHOOLS	115
Elementary School Key Map.....	115
Bonham Elementary School.....	117
Alton Bowen Elementary School.....	125
Mary Branch Elementary School.....	133
Crockett Elementary School.....	141
Fannin Elementary School.....	149
Henderson Elementary School.....	157
Sam Houston Elementary School.....	165
Johnson Elementary School.....	173
Anson Jones Elementary School.....	181
Kemp-Carver Elementary School.....	189
Ben Milam Elementary School.....	197
Mitchell Elementary School.....	205
Navarro Elementary School.....	213
Neal Elementary School.....	221
Sul Ross Elementary School.....	229
SUPPORT FACILITIES	235
Support Facilities Key Map.....	235
District Administration.....	237
Auxiliary Service Center.....	243
Central Distribution Center.....	249
Central Distribution Center Annex.....	257
Civic Auditorium.....	265
Travis Educational Support Center.....	271
Merrill Green Stadium.....	277
Grounds.....	285
Technology Support Center.....	291
Transportation.....	297
Career & Technology Education Center.....	305

FACILITY CONDITION ASSESSMENT INTRODUCTION



In the fall of 2018, Bryan Independent School District (BISD) initiated a facility assessment update in order to verify current facility conditions, identify facility needs, guide facility planning and capital investments activities, and to assist in the development of a Long-Range Facilities Master Plan (LRFMP).

Facility assessments are essential to the long-term stewardship of facility assets because the information obtained during the assessment process is utilized to maximize the functionality, value, and useful life of BISD’s educational and support facilities.

Additionally, facility assessments are also a core component of the long-range facility master planning process because assessment results are leveraged to evaluate both the adequacy and equity of existing facilities; determine future program feasibility; identify imminent facility needs; inform decisions regarding reinvestment, repair and replacement; and for developing and refining budgets and capital improvement plans.

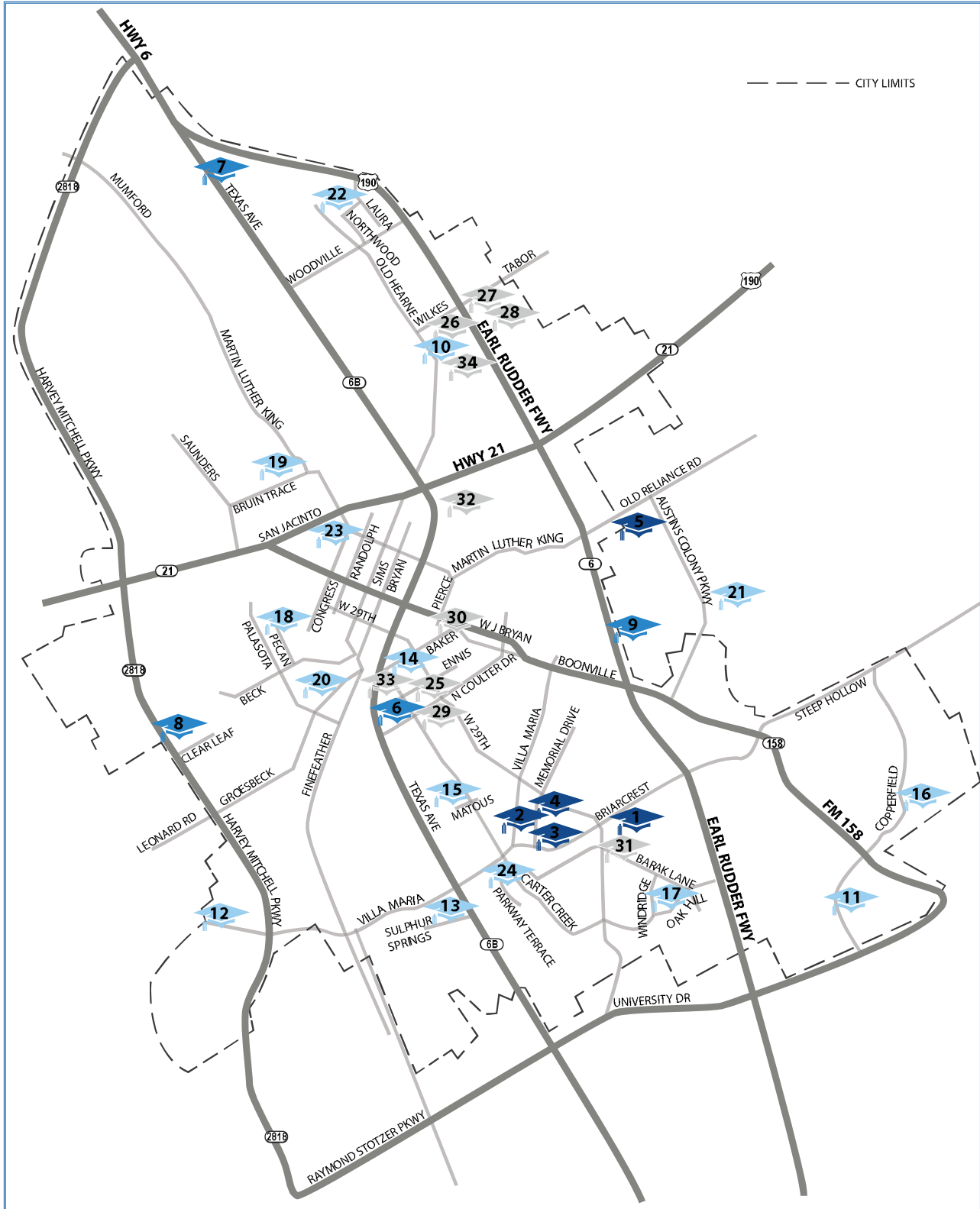
The “Bryan Independent School District Facility Condition Assessment Update” report drafted by PBK in collaboration with and on behalf of BISD, provides a summary of the assessment findings and recommendations.

BY DEFINITION

A facility condition assessment is a comprehensive, systematic evaluation of existing conditions for a facility or group of facilities. It involves examination and review of the interior and exterior conditions at each designated campus or site in order to assess current-state conditions and anticipated remaining useful life of buildings, systems and component systems.



BRYAN ISD KEY MAP



BRYAN ISD FACILITIES ASSESSED

HIGH SCHOOLS

- 1) Travis B. Bryan High School
- 2) Bryan Collegiate High School
- 3) MC Harris High School
- 4) MC Harris Annex
- 5) James Earl Rudder High School

MIDDLE SCHOOLS

- 6) Stephen F. Austin Middle School
- 7) Arthur L. Davila Middle School

INTERMEDIATE SCHOOLS

- 8) Jane Long Intermediate School
- 9) Sam Rayburn Intermediate School

ELEMENTARY SCHOOLS

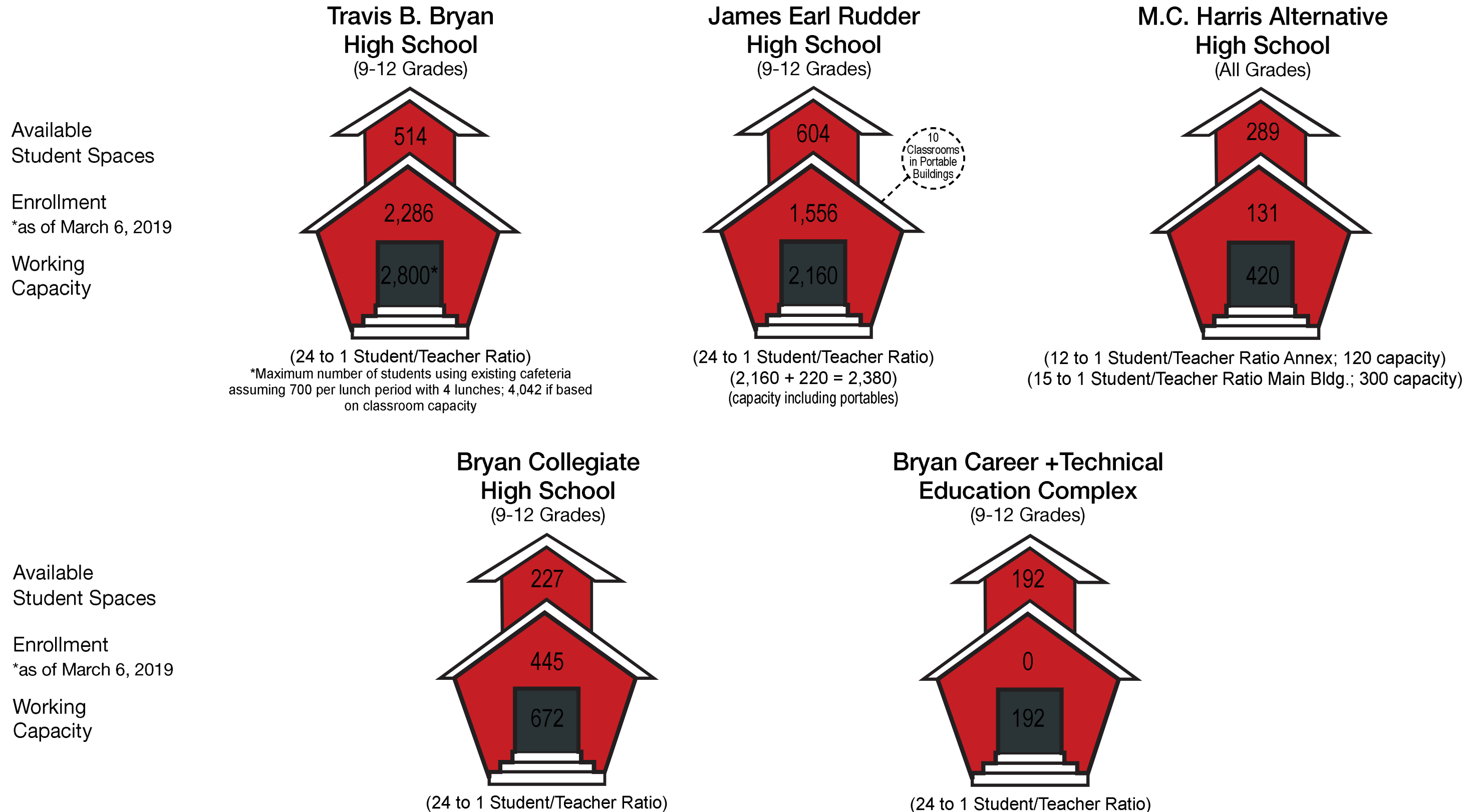
- 10) Bonham Elementary School
- 11) Alton Brown Elementary School
- 12) Mary Branch Elementary School
- 13) Crockett Elementary School
- 14) Fannin Elementary School
- 15) Henderson Elementary School
- 16) Sam Houston Elementary School
- 17) Johnson Elementary School
- 18) Anson Jones Elementary School
- 19) Kemp - Carver Elementary School
- 20) Ben Milam Elementary School
- 21) Mitchell Elementary School

SUPPORT FACILITIES

- 25) District Administration
- 26) Auxiliary Service Center
- 27) Central Distribution Center
- 28) Central Distribution Center Annex
- 29) Civic Auditorium
- 30) Travis Educational Support Center
- 31) Merrill Green Stadium
- 32) Grounds
- 33) Technology Support Center
- 34) Transportation

This page intentionally left blank.

BRYAN ISD // SCHOOL CAPACITIES & ENROLLMENT HIGH SCHOOLS



This page intentionally left blank.

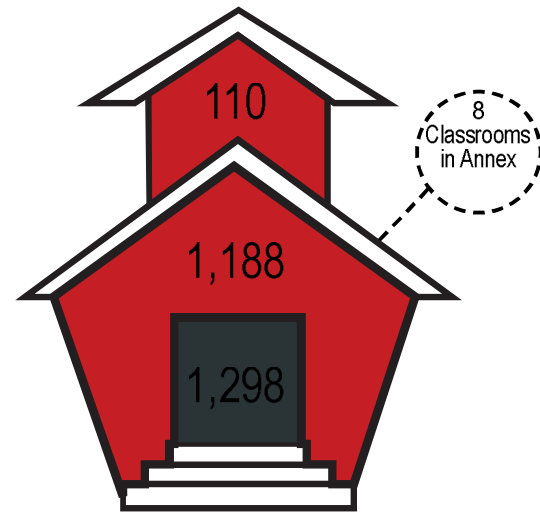
**BRYAN ISD // SCHOOL CAPACITIES & ENROLLMENT
MIDDLE SCHOOLS & INTERMEDIATE SCHOOLS**

Available
Student Spaces

Enrollment
*as of March 6, 2019


Working
Capacity

**Stephen F. Austin
Middle School**
(7-8 Grades)




(22 to 1 Student/Teacher Ratio)
(1298 + 176 = 1,474 capacity with Annex)

**Arthur L. Davila
Middle School**
(7-8 Grades)




(22 to 1 Student/Teacher Ratio)
(1,490 + 22 = 1,512 capacity with portables)
* Hallways too narrow to accommodate full capacity

**Jane Long
Intermediate School**
(5-6 Grades)



(22 to 1 Student/Teacher Ratio)
(1,320 + 44 = 1,364 capacity with portables)

**Sam Rayburn
Intermediate School**
(5-6 Grades)



(22 to 1 Student/Teacher Ratio)
(1,122 + 44 = 1,166 capacity with portables)

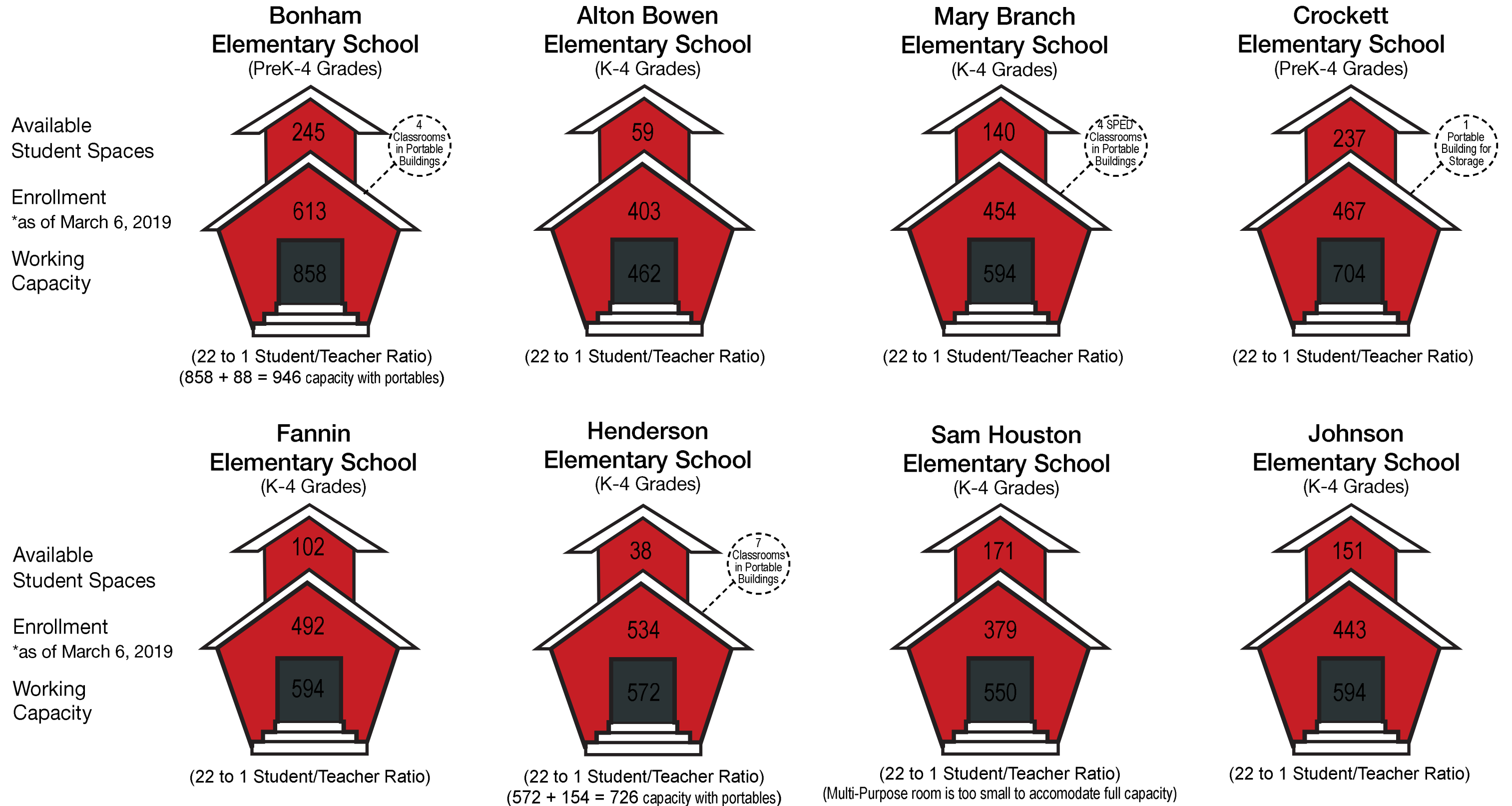
Available
Student Spaces

Enrollment
*as of March 6, 2019

Working
Capacity

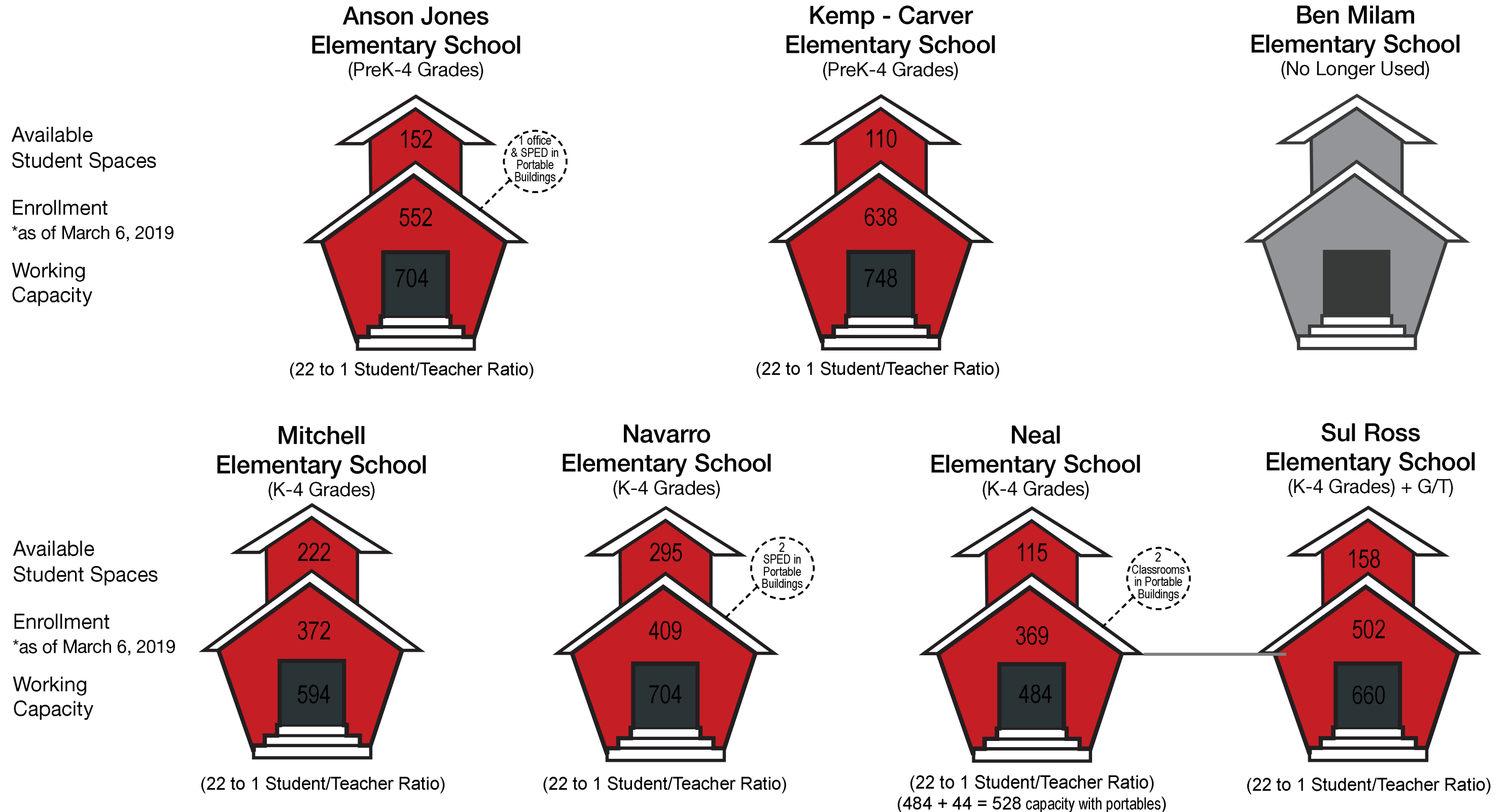
This page intentionally left blank.

BRYAN ISD // SCHOOL CAPACITIES & ENROLLMENT
ELEMENTARY SCHOOLS



This page intentionally left blank.



BRYAN ISD // SCHOOL CAPACITIES & ENROLLMENT
ELEMENTARY SCHOOLS



This page intentionally left blank.

BRYAN ISD

ASSESSMENT CODE INDEX

 2019 Facility Condition Assessment Bryan Independent School District 							
FACILITY CONDITION ASSESSMENT CODE INDEX							
DISCIPLINE							
C	CIVIL	M	MECHANICAL	T	TECHNOLOGY	FS	FOOD SERVICE
B	BUILDING ENVELOPE	E	ELECTRICAL	LSS	LIFE SAFETY & SECURITY		
A	ARCHITECTURAL	P	PLUMBING	SP	ATHLETICS / ACTIVITIES		
CLASSIFICATION CODE							
ACO	Acoustical Treatment	HVAC	Heat, Vent & Air	PTG	Painting	STR	Structural / Foundation
ADA	Accessibility	INT	Interior Finishes	REN	Renovation	TECH	Technology - General/Misc.
ADD	Building Addition	IRR	Irrigation	RFR	Roof Replacement	TECHSI	Technology - Systems / Infrastructure
AE	Athletic Events	LOC	Lockers	RL	Railing (guard rails, handrails, etc.)	TP	Toilet Partitions
AF	Athletic Fields	LS	Life Safety	SCM	Security - Cameras	WDW	Windows
BLC	Bleachers	LTG-E	Lighting - Exterior	SCR	Security - Card Readers	WDWC	Window Assembly Repair / Replacement
CLG	Ceiling	LTG-I	Lighting - Interior	SIA	Security - Intrusion Alarm	WR-E	Wall Repair - Exterior
CLK-B	Clock/Bell	MBTB	Marker Boards/Tack Boards	SEC	Security - Misc.	WR-I	Wall Repair - Interior
CNPY	Covered Walkway/Canopy	MECH	Mechanical - Misc.	SGN GRP	Signage / Way-finding / Building Graphics	WS	Waterproofing Sealant
CODE	Code Compliance	MEQ	Miscellaneous Equipment	SF	Site Fencing		
CWK	Casework	OTH	Other	SD	Site Drainage		
DF	Drinking Fountains	PA	Public Address	SGF	Site Grading/Fill		
DR	Doors	PGE	Playground Equipment	SPM	Site Paving - Maintenance		
ELE	Electrical - General / Misc.	PLDW	Plumbing - Domestic Water	SPN	Site Paving - New		
FA	Fire Alarm System	PLF	Plumbing - Fixtures	SPR	Site Paving - Replacement		
FSPR	Fire Sprinkler	PLFD	Plumbing - Floor Drain	SU	Site Utilities		
FLR	Flooring (carpet, tile, etc.)	PLSS	Plumbing - Sanitary Sewer	STGC	Stage Curtains		
HDW	Hardware	PLWH	Plumbing - Water Heater	STO	Storage		
PRIORITY/SEQUENCING CODE							
MP	Major Projects: Items that have been planned or already designated as projects.						
1	Must Do: Legal, Safety Reasons and Critical Replacements - <i>(Life Expectancy: 1 - 2 years)</i>						
2	Should Do: Curricular, Instructional, Program Need - <i>(Life Expectancy: 3 - 5 years)</i>						
3	Would Like to Do: Curricular, Instructional, Program Enhancement - <i>(Life Expectancy: 6 - 10 years)</i>						
4	Future Consideration: Not To Be Addressed With Bond Funding At This Time - <i>(Life Expectancy: 11+ years)</i>						
NA	These assessment items are captured in Major Project "MP" line items. Costs are included for assessment and historical purposes only.						
SOURCE CODE							
FA13	2013 Facility Assessment						
FA19	2019 Facility Assessment						
BISD	Maintenance Items from Bryan ISD						

BRYAN ISD

ASSESSMENT TOTALS BY DISCIPLINE

PROPOSED WORK ITEMS

All costs are shown in 2019 dollars.

The cost of all work items after this date should be adjusted accordingly.

FACILITY NAME	PRIORITY-MP	PRIORITY-1
		1 - 2 Years (2019 - 2020)
Civil	\$0.00	\$5,878,929.09
Building Envelope	\$0.00	\$12,935,323.63
Architectural	\$28,001,431.88	\$10,713,381.15
Mechanical	\$0.00	\$18,633,492.26
Electrical	\$0.00	\$4,951,118.24
Plumbing	\$0.00	\$1,304,176.19
Technology	\$0.00	\$401,295.60
Life Safety & Security	\$0.00	\$12,711,031.19
Athletics/Activities	\$0.00	\$99,593.59
Food Service	\$0.00	\$761,371.88
PriorityTotals	\$28,001,431.88	\$68,389,712.81

BRYAN ISD

ASSESSMENT TOTALS BY DISCIPLINE

PROPOSED WORK ITEMS

All costs are shown in 2019 dollars.

The cost of all work items after this date should be adjusted accordingly.

PRIORITY-2 3 - 5 Years (2021 - 2025)	SUBTOTAL PRIORITY 1 + 2 ONLY	PRIORITY-3 6 - 10 Years (2026 - 2035)	PRIORITY-4 11+ Years (2036+)	TOTAL COST PRIORITY-MP + 1-4
\$15,893,830.16	\$21,772,759.24	\$4,334,590.06	\$165,809.88	\$26,273,159.18
\$9,414,709.31	\$22,350,032.94	\$1,085,531.72	\$61,525.00	\$23,497,089.66
\$72,214,569.38	\$82,927,950.54	\$32,733,504.80	\$37,314,328.82	\$180,977,216.03
\$9,322,203.40	\$27,955,695.66	\$1,817,893.02	\$0.00	\$29,773,588.68
\$6,339,525.23	\$11,290,643.48	\$4,348,125.56	\$298,396.25	\$15,937,165.29
\$1,521,474.80	\$2,825,650.98	\$340,079.44	\$83,827.81	\$3,249,558.23
\$925,766.32	\$1,327,061.92	\$15,330.85	\$0.00	\$1,342,392.76
\$6,950,922.14	\$19,661,953.32	\$264,152.91	\$307,625.00	\$20,233,731.24
\$3,406,359.31	\$3,505,952.91	\$1,707,318.75	\$422,461.41	\$5,635,733.07
\$1,550,389.88	\$2,311,761.75	\$1,527,358.13	\$839,816.25	\$4,678,936.13
27,539,749.92	\$195,929,462.74	\$48,173,885.23	\$39,493,790.42	\$311,598,570.26
Totals MP				\$28,001,431.88
Totals MP+P1				\$96,391,144.69
Totals MP+P1+P2				\$223,930,894.61
Totals MP+P1+P2+P3				\$272,104,779.85
Totals MP+P1+P2+P3+P4				\$311,598,570.26

BRYAN ISD

ASSESSMENT TOTALS BY FACILITY

PROPOSED WORK ITEMS

All costs are shown in 2019 dollars.

The cost of all work items after this date should be adjusted accordingly.

FACILITY NAME	PRIORITY-MP	PRIORITY-1
		1 - 2 Years (2019-2020)
High Schools		
Travis B. Bryan High School	\$1,765,500.00	\$16,584,440.79
Bryan Collegiate High School	\$0.00	\$1,431,096.31
MC Harris High School	\$0.00	\$971,884.03
MC Harris Annex	\$0.00	\$1,160,240.93
James Earl Rudder High School	\$0.00	\$1,034,469.31
Subtotal	\$1,765,500.00	\$21,182,131.38
Middle Schools		
Stephen F. Austin Middle School	\$0.00	\$1,673,312.81
Arthur L. Davila Middle School	\$0.00	\$371,689.06
Subtotal	\$0.00	\$2,045,001.87
Intermediate School		
Jane Long Intermediate School	\$0.00	\$2,896,429.81
Sam Rayburn Intermediate School	\$0.00	\$3,018,262.69
Subtotal	\$0.00	\$5,914,692.50
Elementary Schools		
Bonham Elementary School	\$0.00	\$1,580,092.74
Alton Bowen Elementary School	\$0.00	\$1,039,583.31
Mary Branch Elementary School	\$0.00	\$565,422.78
Crockett Elementary School	\$0.00	\$1,903,628.31
Fannin Elementary School	\$0.00	\$2,023,737.81
Henderson Elementary School	\$0.00	\$2,120,268.53

BRYAN ISD

ASSESSMENT TOTALS BY FACILITY

PROPOSED WORK ITEMS

All costs are shown in 2019 dollars.

The cost of all work items after this date should be adjusted accordingly.

PRIORITY-2 3 - 5 Years (2021 - 2025)	SUBTOTAL PRIORITY 1 + 2 ONLY	PRIORITY-3 6 - 10 Years (2026 - 2035)	PRIORITY-4 11+ Years (2036+)	TOTAL COST PRIORITY MP + 1 - 4
\$36,927,174.59	\$53,511,615.39	\$7,121,037.25	\$30,762.50	\$62,428,915.14
\$5,906,304.70	\$7,337,401.01	\$1,172,051.25	\$0.00	\$8,509,452.26
\$1,170,860.88	\$2,142,744.91	\$4,321,088.00	\$363,766.56	\$6,827,599.47
\$1,344,535.25	\$2,504,776.18	\$616,299.94	\$0.00	\$3,121,076.12
\$15,381,440.59	\$16,415,909.91	\$3,823,344.06	\$8,667,000.00	\$28,906,253.97
\$60,730,316.02	\$81,912,447.39	\$17,053,820.50	\$9,061,529.06	\$109,793,296.96
\$272,181.25	\$1,945,494.06	\$0.00	\$0.00	\$1,945,494.06
\$1,944,431.69	\$2,316,120.75	\$1,383,228.06	\$1,402,636.25	\$5,101,985.05
\$2,216,612.94	\$4,261,614.81	\$1,383,228.06	\$1,402,636.25	\$7,047,479.11
\$5,926,187.83	\$8,822,617.64	\$3,982,540.00	\$2,470,289.07	\$15,275,446.71
\$6,883,211.29	\$9,901,473.98	\$920,200.00	\$1,387,326.56	\$12,209,000.54
\$12,809,399.12	\$18,724,091.62	\$4,902,740.00	\$3,857,615.63	\$27,484,447.25
\$873,075.07	\$2,453,167.81	\$407,603.13	\$722,250.00	\$3,583,020.93
\$1,541,462.06	\$2,581,045.37	\$2,494,338.53	\$3,168,101.48	\$8,243,485.37
\$6,056,921.72	\$6,622,344.49	\$389,326.19	\$3,215,483.75	\$10,227,154.43
\$3,161,617.61	\$5,065,245.92	\$1,028,002.50	\$954,975.00	\$7,048,223.42
\$2,129,875.39	\$4,153,613.21	\$3,334,069.84	\$3,334,414.25	\$10,822,097.30
\$1,449,351.78	\$3,569,620.31	\$1,123,500.00	\$483,105.00	\$5,176,225.31

BRYAN ISD

ASSESSMENT TOTALS BY FACILITY

PROPOSED WORK ITEMS

All costs are shown in 2019 dollars.

The cost of all work items after this date should be adjusted accordingly.

FACILITY NAME	PRIORITY-MP	PRIORITY-1
		1 - 2 Years (2019-2020)
Sam Houston Elementary School	\$0.00	\$4,868,720.15
Johnson Elementary School	\$0.00	\$979,407.45
Anson Jones Elementary School	\$0.00	\$604,756.91
Kemp-Carver Elementary School	\$0.00	\$138,431.25
Ben Milam Elementary School	\$26,235,931.88	\$962,479.71
Mitchell Elementary School	\$0.00	\$1,242,805.00
Navarro Elementary School	\$0.00	\$2,303,186.57
Neal Elementary School	\$0.00	\$575,940.74
Sul Ross Elementary School	\$0.00	\$33,069.69
Subtotal	\$26,235,931.88	\$20,941,530.94
Support Facilities		
District Administration	\$0.00	\$1,253,571.88
Auxiliary Service Center	\$0.00	\$30,762.50
Central Distribution Center	\$0.00	\$2,624,710.00
Central Distribution Center Annex	\$0.00	\$583,083.13
Civic Auditorium	\$0.00	\$419,373.13
Travis Educational Support Center	\$0.00	\$1,413,856.87
Merrill Green Stadium	\$0.00	\$1,162,454.69
Transportation Department	\$0.00	\$10,544,142.43
Career Technology Education Center	\$0.00	\$274,401.50
Subtotal	\$0.00	\$18,306,356.12

BRYAN ISD

ASSESSMENT TOTALS BY FACILITY

PROPOSED WORK ITEMS

All costs are shown in 2019 dollars.

The cost of all work items after this date should be adjusted accordingly.

PRIORITY-2 3 - 5 Years (2021 - 2025)	SUBTOTAL PRIORITY 1 + 2 ONLY	PRIORITY-3 6 - 10 Years (2026 - 2035)	PRIORITY-4 11+ Years (2036+)	TOTAL COST PRIORITY MP + 1 - 4
\$3,244,944.06	\$8,113,664.21	\$2,519,331.05	\$4,537,335.00	\$15,170,330.26
\$3,049,952.03	\$4,029,359.48	\$2,862,678.00	\$2,407,500.00	\$9,299,537.48
\$4,581,800.19	\$5,186,557.10	\$856,401.25	\$0.00	\$6,042,958.35
\$1,182,561.78	\$1,320,993.03	\$506,912.50	\$27,686.25	\$1,855,591.78
\$1,042,915.63	\$2,005,395.34	\$331,433.10	\$2,407,500.00	\$30,980,260.31
\$1,776,447.44	\$3,019,252.44	\$1,167,436.88	\$2,407,500.00	\$6,594,189.31
\$5,035,558.77	\$7,338,745.33	\$2,333,128.31	\$1,184,088.75	\$10,855,962.39
\$2,722,153.56	\$3,298,094.30	\$76,906.25	\$0.00	\$3,375,000.55
\$307,625.00	\$340,694.69	\$0.00	\$0.00	\$340,694.69
\$38,156,262.08	\$59,097,793.03	\$19,431,067.52	\$24,849,939.48	\$129,614,731.90
\$0.00	\$1,253,571.88	\$23,071.88	\$307,625.00	\$1,584,268.75
\$1,550,195.94	\$1,580,958.44	\$3,763,799.44	\$0.00	\$5,344,757.87
\$2,867,961.60	\$5,492,671.60	\$258,405.00	\$0.00	\$5,751,076.60
\$655,585.66	\$1,238,668.78	\$3,611.25	\$0.00	\$1,242,280.03
\$828,759.20	\$1,248,132.33	\$21,667.50	\$14,445.00	\$1,284,244.83
\$2,146,573.49	\$3,560,430.36	\$15,330.85	\$0.00	\$3,575,761.21
\$4,592,012.00	\$5,754,466.69	\$1,317,143.25	\$0.00	\$7,071,609.94
\$986,071.88	\$11,530,214.31	\$0.00	\$0.00	\$11,530,214.31
\$0.00	\$274,401.50	\$0.00	\$0.00	\$274,401.50
\$13,627,159.77	\$31,933,515.88	\$5,403,029.16	\$322,070.00	\$37,658,615.04

BRYAN ISD
ASSESSMENT TOTALS BY FACILITY

PROPOSED WORK ITEMS

All costs are shown in 2019 dollars.
The cost of all work items after this date should be adjusted accordingly.

FACILITY NAME	PRIORITY-MP	PRIORITY-1 1 - 2 Years (2019-2020)
Priority Totals	\$28,001,431.88	\$68,389,712.81

BRYAN ISD ASSESSMENT TOTALS BY FACILITY

PROPOSED WORK ITEMS

All costs are shown in 2019 dollars.

The cost of all work items after this date should be adjusted accordingly.

PRIORITY-2	SUBTOTAL PRIORITY 1 + 2 ONLY	PRIORITY-3	PRIORITY-4	TOTAL COST PRIORITY MP + 1 - 4
3 - 5 Years (2021 - 2025)		6 - 10 Years (2026 - 2035)	11+ Years (2036+)	
\$127,539,749.92	\$195,929,462.74	\$48,173,885.23	\$39,493,790.42	\$311,598,570.26

Total: MP	\$28,001,431.88
Total: MP+P1	\$96,391,144.69
Total: MP+P1+P2	\$223,930,894.61
Total: MP+P1+P2+P3	\$272,104,779.85
Total: MP+P1+P2+P3+P4	\$311,598,570.26